



# How to Conduct a Competition

A Publication of the United States Golf Association®

Copyright© 2012  
The United States Golf Association  
All Rights Reserved  
Printed in the United States of America

*Cover Photo:  
Paula Creamer plays her tee shot on 18 during the final round at the 2010 U.S. Women's Open Championship  
at Oakmont Country Club in Oakmont, Pa. on Sunday, July 11, 2010.*

# Contents

Section	Page
<b>1. Introduction.....</b>	<b>5</b>
1. The Committee.....	6
<b>2. Conditions of the Competition.....</b>	<b>8</b>
1. General.....	8
2. Format.....	8
a. Match Play.....	8
b. Stroke Play.....	11
b. Other Forms of Play.....	11
3. Eligibility.....	13
4. Schedule.....	14
5. Method of Entering Competition.....	14
6. Times of Starting and Groups.....	15
7. How to Decide Ties.....	18
8. Handicaps.....	20
a. Handicap to Be Used in Competition.....	20
b. Handicap Allowances.....	21
c. Players Competing from Different Tees.....	23
9. Prizes.....	24
10. Motorized Carts and Caddies.....	24
11. List of Conforming Golf Balls.....	26
12. List of Conforming Driver Heads.....	26
13. One-Ball Condition.....	26
14. Groove and Punch Mark Specification.....	27
15. Team Competitions.....	27
<b>3. Preparing the Course.....</b>	<b>28</b>
1. Teeing Grounds.....	28
2. Fairways.....	28
3. Putting Greens.....	29
4. Rough.....	30
5. Bunkers.....	31
6. Trees.....	31
<b>4. Marking the Course.....</b>	<b>32</b>
1. General.....	32
2. Out of Bounds.....	32
3. Water Hazards.....	33
4. Ground Under Repair.....	35
5. Obstructions and Integral Parts of the Course.....	36
<b>5. Local Rules.....</b>	<b>37</b>
1. General.....	37
2. Embedded Ball.....	38
3. Young Trees.....	38
4. Out of Bounds.....	39
5. Ground Under Repair.....	39
6. Dropping Zones.....	40
7. Temporary Obstructions.....	42
8. “Preferred Lies” and “Winter Rules”.....	43
9. Power Lines.....	44
10. Environmentally-Sensitive Areas.....	44
<b>6. Notice to Players.....</b>	<b>45</b>

Max McKay hits his second shot from the rough on six during the second round of stroke play at the 2010 U.S. Amateur at Chambers Bay Golf Course in University Place, Wash, on Tuesday, Aug. 24, 2010



Section	Page
<b>7. Course Setup .....</b>	<b>46</b>
1. General.....	46
2. Teeing Grounds.....	46
3. Hole Locations.....	48
<b>8. On–Course Administration.....</b>	<b>52</b>
1. The Rules of Golf.....	52
2. The Starter .....	52
3. Reception of Score Cards.....	54
4. Observing Play; Decisions .....	55
5. Pace of Play.....	57
6. How to Act as a Referee Assigned to Match Play .....	58
a. General .....	58
b. Before Play Begins.....	58
c. The Observer .....	59
d. On the Tee.....	60
e. Determining Who is Away.....	61
f. Being in Position to See Ball Played .....	61
g. Improving the Lie .....	62
h. In a Hazard.....	63
i. On the Putting Green .....	63
j. Handling Awkward Situations.....	63
k. Stroke Play.....	64
7. Inclement Weather.....	65
<b>9. Course Maintenance During Competition .....</b>	<b>70</b>
<b>10. Miscellaneous Administrative Matters.....</b>	<b>71</b>
1. Accommodation of Early Start.....	71
2. Scoreboard .....	71
3. Use of 3–by–5 Cards.....	71
4. Forecaddies and Marshals.....	73
5. Press Facilities .....	73
6. Other Services.....	73
<b>Appendixes</b>	
A. Match Play Draw.....	74
B. Starting Time of Stroke Play.....	76
C. Dropping Zone.....	78
D. Temporary Obstructions.....	80
E. USGA Local Rules and Conditions of Competitions.....	90
F. Notice to Players.....	91
G. Various Local Rules and Conditions.....	92
H. Pace of Play Guidelines and Time Chart .....	97
I. Eligibility Sections From Some USGA Applications.....	100
J. Course Evacuation Plan .....	102
K. Hole Location Sheet.....	104
L. Score Card.....	104
M. Stroke Play Play–Off Chart .....	106
N. Exemption Categories .....	107
O. Forecaddie Hand Signals .....	109
P. USGA Interpretations.....	110



*John Engler plays his tee shot at the 12th hole during the semifinal round of match play of the 2011 U.S. Mid–Amateur Championship at Shadow Hawk Golf Club in Richmond, Texas on September 21, 2011.*

## Section 1 INTRODUCTION

# How To Conduct a Competition

The USGA receives hundreds of questions each year on various aspects of the game of golf. One of the most frequent requests is for information on how to conduct a competition. Many questions and problems can be avoided if the Committee in charge of the competition follows the guidelines found in this booklet.

Competitions can run the gamut from a United States Open Championship which involves 10 or more years of planning, thousands of employees and volunteers and massive infrastructure to a tournament run by a club with no golf course that books tee times at a local public course and has one of the players interpreting the Rules.



Conducting a competition requires knowledge that is spread through a number of USGA publications. While this booklet brings much of this information together and covers, in depth, many of the most important matters required in conducting the competition, there are other peripheral matters that are more relevant to a larger tournament such as registration of players, transportation service, providing locker facilities, arranging accommodations, securing adequate caddies, food service, sale of admission tickets, production of a program and arranging for spectator parking which are not covered.

Some of this information is elementary and will be of interest only to Committees with no experience in conducting competitions. On the other hand, some portions of the section on preparing the course may only be of interest to a Committee conducting a competition such as a state or sectional championship. This information does reflect the USGA's view on how a course should play, and hopefully it may be a factor in persuading clubs to adopt some of the maintenance procedures recommended so that members can enjoy playing a course under championship conditions on a regular basis.

Most of the sections are applicable, at least in part, to smaller club events. It is up to each Committee to decide which portions pertain to the competition being conducted. It may be that certain areas will pertain to all competitions held at the club, while others may only be relevant for more important competitions at the club such as a Club Championship.

## 1. The Committee

The Definition of "Committee" in the Rules of Golf states: "The Committee is the committee in charge of the competition." As such, the Committee is required to ensure that the competition be conducted in a manner consistent with the Rules of Golf. Failure to do so will result in players being treated in a manner that is inequitable and bring the conduct of competition into question. Committees that fail to do their job correctly open themselves to charges of favoritism or lack of consistency.

Many of the issues involved in conducting a competition are entirely at the discretion of the Committee. While this booklet will mention ways in which the USGA may handle them, there are other ways to do things which are equally "correct". The most important thing that any Committee can do is to make sure they have decided their own positions on these issues and questions before they arise.

A number of Rules discuss the functions that the Committee must perform. Among these are:

- Establish the conditions under which the competition is to be played (Rule 33-1)
- Define the Boundaries and Margins of the course (Rule 33-2a)
- Determine the location of holes (Rule 33-2b)
- Determine if the course is unplayable and handle suspensions and resumptions (Rules 33-2d & 6-8)
- Establish times of starting and groups (Rule 33-3)

- Provide handicap stroke tables and score cards (Rules 6-6, 33-4 & 33-5)
- Determine the manner in which ties will be broken (Rule 33-6)
- Establish Local Rules (Rule 33-8)
- Resolve disputes and render decisions (Rules 2-5, 3-3 & 34)
- Establish a pace of play policy (Rule 6-7)

While all of these responsibilities are listed as responsibilities of the Committee in charge of the competition, they are frequently divided among a number of committees in a club. For example, a Golf Committee may decide on the events to be held during the year, registration procedures and the format of the tournament, while the Green Committee may work with the Superintendent to define the course and ensure it is properly marked and finally the Rules Committee is in charge of providing rulings during the tournament. Additionally, the Handicap Committee may have to be involved to determine the proper modification of handicaps or allocation handicap strokes for the competition. In some cases, staff members such as the club professional or superintendent may handle various roles or even be the Rules Committee.

A club which purchases starting times from a public course may have no say in how the course is prepared and would not have a need for Green Committee. Larger organizations such as state or regional golf associations may have substantial numbers of staff and/or volunteers who participate in these decisions while serving on multiple committees.

Committees may vary in size and responsibilities but the well-defined division of duties among various people and committees is important in assuring that any tournament be successfully conducted.

## Section 2 CONDITIONS OF THE COMPETITION

### 1. General

Rule 33–1 states: “The Committee must establish the conditions under which a competition is to be played.”

Conditions of the competition should not be confused with Local Rules. Conditions cover such matters as the format of the competition, eligibility requirements, the method of deciding ties, etc., whereas, in general, Local Rules cover abnormal or unusual conditions on the golf course. Local Rules are discussed in Section 5. The USGA distributes its Conditions of Competition to all players competing in USGA championships. Many conditions are listed in the appropriate entry application and those conditions which are in effect for all championships can be found on the printed card entitled “Local Rules and Conditions of Competition for USGA Championships” — see Appendix E. This card is frequently referred to as the “Hard Card” as it is usually printed on card stock. Most organizations which run multiple events, such as the PGA Tour, LPGA Tour and regional golf associations develop a hard card that can be given to players at the start of the season. Developing a common set of conditions and Local Rules for a club that can be published at the beginning of the year is recommended to ensure that all members are well aware of them.

It is important that all conditions be determined and published in advance. Nothing can be more embarrassing to a Committee than, for example, a situation where two or more players have tied and the Committee has not stated, in advance, how the tie shall be broken.

Altering a condition after a competition starts is permissible only in very exceptional circumstances.

### 2. Format

Before a competition can be played the Committee needs to decide on the format.

#### a. Match Play

If the Committee wishes to conduct a match–play competition, it must decide on the form of play, i.e., singles, foursomes or four–ball, the number of flights, the number of players or teams in each flight, how the players or teams in each flight are to be determined, the pairing method for each flight and whether the competition is to be at scratch or on a handicap basis.

Customarily the number of players or teams in a flight should be a power of 2 such as 8, 16, 32 or 64.

The players or teams in each flight may be determined on the basis of handicaps in which case, if there are to be flights of 16, the 16 players with the lowest handicaps (or the 16 teams with the lowest combined handicaps) should comprise the



*During the latter rounds of a match–play championship, the status of the match is displayed on a portable scoreboard called a “standard.”*

Championship Flight, the next best 16 players or teams based on handicaps should comprise the First Flight, and so on.

Another commonly used method of determining the players or teams for each flight is a stroke–play qualifying round or rounds. If this method is used and there are to be flights of 16, the 16 players or teams with the lowest scores in the qualifying competition should comprise the Championship Flight. If there are to be flights other than the Championship Flight, the 16 players or teams with the next lowest scores should comprise the First Flight, and so on. It is recommended that a tie for last place in a Championship Flight be decided by a hole–by–hole playoff and that players should be advised in advance as to the time and place of the playoff — see Section 2; Part 7. If a playoff is not feasible, ties should be decided by matching score cards — see Section 2; Part 7(c) for the USGA’s recommended method.

In the case of a handicap match–play competition in which flights are to be determined by a qualifying round, the qualifying round may be conducted at scratch or on a handicap basis. If it is desired not to have high and low–handicap players competing against one another in matches, qualifying at scratch is recommended.

Although the draw for match play may be completely blind or certain players may be distributed (seeded) throughout different quarters or eighths, the General Numerical Draw is recommended if flights are determined by a qualifying round. When using the General Numerical Draw, each player is assigned a number based on his qualifying score. The lowest qualifier is No. 1, the second lowest qualifier is No. 2, and so on.

Under the General Numerical Draw, players are paired by number for matches as follows:

UPPER HALF		LOWER HALF		UPPER HALF		LOWER HALF				
64 QUALIFIERS				32 QUALIFIERS						
1	vs.	64	2	vs.	32	2	vs.	31		
32	vs.	33	31	vs.	17	15	vs.	18		
16	vs.	49	15	vs.	25	7	vs.	26		
17	vs.	48	18	vs.	24	10	vs.	23		
8	vs.	57	7	vs.	29	3	vs.	30		
25	vs.	40	26	vs.	20	14	vs.	19		
9	vs.	56	10	vs.	28	6	vs.	27		
24	vs.	41	23	vs.	21	11	vs.	22		
4	vs.	61	3	vs.	16 QUALIFIERS					
29	vs.	36	30	vs.	1	vs.	16	2	vs.	15
13	vs.	52	14	vs.	8	vs.	9	7	vs.	10
20	vs.	45	19	vs.	4	vs.	13	3	vs.	14
5	vs.	60	6	vs.	5	vs.	12	6	vs.	11
28	vs.	37	27	vs.	8 QUALIFIERS					
12	vs.	53	11	vs.	1	vs.	8	2	vs.	7
21	vs.	44	22	vs.	4	vs.	5	3	vs.	6

For purposes of determining places in the draw, it is recommended that ties in qualifying rounds other than those for the last qualifying place be decided by a blind draw.

Alternatively, ties for positions may be decided by the order in which the scores were returned with the first score receiving the lowest available position. If there are insufficient players to complete the final flight, byes are used to complete it. If there is one bye, the player in the No. 1 position in the draw should receive it. If there are two byes, the players in the No. 1 and No. 2 positions in the draw should receive them, and so on.

If a stroke play qualifier was used to determine flights, the lowest qualifier for match play is known as the “medalist.” If there was a tie for low score the Committee could decide to have a playoff for the medalist or have multiple medalists. If there is no



*Danielle Kang and her caddie celebrate her birdie at the 28th hole during the final round of match play during the 2010 U.S. Women's Amateur Championship at Charlotte Country Club in Charlotte, North Carolina on Sunday, August 15, 2010.*

play-off for the medalist, a blind draw should be used to determine who receives the No. 1 position. Frequently, a prize of some sort is given in recognition of this accomplishment. At USGA championships, the player with the lowest qualifying score and all those who tie at that score are awarded a bronze medal.

The question of whether a defending champion should be required to qualify is up to the Committee, which should announce its decision in advance. In a USGA match-play championship, the defending champion is not exempt from stroke-play qualifying because the event is a test of current ability and the stroke-play phase is considered an important part of the competition. If the defending champion is exempt from qualifying, it is customary but not a requirement for the defending champion to be given the No. 1 position, the lowest qualifier the No. 2 position, and so on. Some organizations prefer to give the medalist in qualifying the first position and place the defending champion in the second position.

If the defending champion is exempt from qualifying and elects to compete for a prize in the qualifying round, equity would seem to require that he forfeit his automatic qualification and compete on the same basis as all of the other competitors in that round. The Committee may prohibit an exempt defending champion from competing in the qualifying round or allow him to play it as a practice round with his score not counting towards qualifying.

Appendix A contains the match-play tree of 64 players for the 2011 U.S. Amateur Public Links Championship. In this event, the defending champion was not exempt from stroke-play qualifying and the General Numerical Draw was used.

Consolation Flights may be arranged for players who lose first-round matches. In

making up the draw for the Consolation Flights, losing players take positions in the same position as in the original draw.

If a player defaults in the first round, the Committee must determine whether he is eligible to compete in a Consolation Flight. If the player has an acceptable reason for defaulting, he should be allowed to compete. If he has no acceptable reason, he should be considered to have eliminated himself from further competition.

### **b. Stroke Play**

If the competition is to be played at stroke play, the Committee must decide on the form of play, how many rounds are to be played if more than one round is involved, whether the field is to be reduced at some point, whether the field is to be broken down into classes/flights and whether the competition is to be at scratch or on a handicap basis. Under the Rules of Golf, the form of play can be individual, foursomes or four-ball. The winner can be determined on the basis of fewest strokes (Rule 3-1) or play can be against a fixed score at each hole (Rule 32).

A stroke-play competition may be conducted over any number of holes but typically, it is played over 9, 18, 36, 54, or 72 holes. USGA stroke-play competitions are over 72 holes and the fields, which initially comprise approximately 156 competitors, are reduced to the 60 lowest scorers for the final 36 holes and any tying for 60th place. Such a reduction in the field is commonly called the “cut.”

If the field is to comprise high- and low-handicapped competitors, the Committee might wish to establish classes so that each competitor will be competing against other competitors with comparable ability. The handicap range for each class is up to the Committee. For example, in a men's competition Flight A might comprise competitors with handicaps from scratch through 9, Flight B might be for those with handicaps from 10 through 18.

Flight C for those with handicaps of 19 through 29 and Flight D for those with handicaps of 30 and higher. Another option is to wait until entries are complete and then create flights with the players divided evenly by handicap or along natural breaks in the entries.

### **c. Other Forms of Play**

There are many popular forms of play at the club and local level that are not expressly covered



*Rory McIlroy reacts to making an eagle after hitting from the eighth fairway during the second round at the 2011 U.S. Open at Congressional Country Club in Bethesda, Md. on Friday, June 17, 2011.*



by the Rules of Golf. A booklet available from the USGA entitled “Tournaments For Your Club” describes many of these other forms of play.

The following interpretations are applicable only in the United States and speak to two very popular such forms of play:

### ***Player Who Wins First Nine Holes in Nassau Match Withdraws During Second Nine***

**Q.** The “Nassau” System of scoring is used in a team match, i.e., in each match three points are awarded as follows: one point to the winner of the first nine holes, one point to the winner of the second nine and one point to the winner over 18 holes. In one match, a player who had defeated his opponent on the first nine holes withdrew due to illness during the second nine. Should the player retain the point he won on the first nine or, since he withdrew, should he lose all three points?

**A.** The player should be awarded one point; his opponent won the other two points by default.

### ***Penalty in “Pinehurst” Foursome Not Related to Ball Holed Out***

**Q.** In a foursome competition played under the so-called “Pinehurst” format, A and B were partners. In accordance with the format, A hit a second shot with B’s ball. B then hit a second shot with a ball he thought was A’s, but which in fact was a wrong ball. Since B’s shot with the wrong ball was a poor one, B picked up the wrong ball and he and A proceeded to play out the hole with B’s ball. It was then discovered that the ball B picked up was not A’s ball, but rather a wrong ball.

Do A and B incur any penalty because B played a wrong ball in view of the fact that the hole was completed with B’s ball which was not related to the play of the wrong ball?

**A.** The Rules of Golf do not cover this form of play.

It is recommended that a penalty in this form of play should be incurred only if related to the ball ultimately holed out by the side. Thus, as the ball played by B from the tee was ultimately holed out, the side should not have incurred a penalty because B played a stroke with a wrong ball instead of A’s ball.

If the form of play is not covered by the Rules of Golf, e.g., a best-ball-of-four or a so-called “scramble,” the Committee should establish in advance any necessary special conditions. In the case of a best-ball-of-four, it is suggested that the Rules for four-ball stroke play be considered, modified as necessary to apply to a best-ball-of-four.

The following Local Rule is recommended for a best-ball-of-four:

If a player’s ball played from within 20 yards of the hole is deflected or stopped by a partner’s ball, the player shall incur a penalty of two strokes and the partner’s ball shall be replaced.



*Michael Allen putts on the 17th green during the second round at the 2011 U.S. Senior Open at Inverness Club in Toledo, Ohio on Friday, July 29, 2011.*

## **3. Eligibility**

Once the format of a tournament has been decided, the Committee should determine who is eligible to play in it.

If a junior competition is planned, the conditions should state the age limit and the date on which a player must be under that limit in order to be eligible. For example, to be eligible to participate in the U.S. Junior Amateur Championship, a player must not have reached his 18th birthday by the last day of the championship.

The conditions for a senior competition should state the age minimum and the date on which a player must have reached the minimum age. The USGA recommends that a player must have reached the minimum age by the first day of the competition (although qualifying for the competition may take place at an earlier date).

The Committee must decide whether the competition is to be open to all players regardless of ability or whether a player must have a USGA Handicap Index™ not exceeding a certain number of strokes in order to be eligible. If a limit is imposed, it should be stated as an eligibility condition. For examples of suggested wording and other types of eligibility requirements, see Appendix I.

Another concern may be whether professionals or junior members will be eligible to play. Some clubs choose to allow members who are professionals or the children of club members to play in their club championships while others do not. There are no rules on this and it should be decided by each Committee.

The Committee must also give consideration to the desired size of the field. If, for example, the Committee wishes to limit the field to 100 players, it must decide how to restrict the field to that number. The Committee could stipulate that the field will be limited to the first 100 players who file entries.

The Committee may also choose to limit the field by means of a condition along these lines:

The field will be limited to 100 players. Entries will be accepted from the 100 applicants with the lowest Handicap Indexes. Any tie at the highest acceptable Handicap Index figure will be settled by lot.

If a large number of players wish to play, the choice could be to hold one or more qualifiers to determine the field. If qualifiers are to be held, certain players who have performed well in the past may be given exemptions from qualifying. The USGA championships exempt past champions and others from qualifying (See Appendix N for an example list of exemptions).

If multiple qualifiers are to be held, the number of available places in the championship at each qualifier should be based on the ratio of players in that qualifier to the total number of entrants who must qualify. For example, if 80 places were available through qualifying and 200 players entered qualifying, approximately 40% of the players at any given site should qualify. Alternates should also be determined so that a player who withdraws can be replaced. Typically two alternates per site should be sufficient.

It is always important to determine the order of alternates. The first alternate gets the first opportunity to play when a spot is available. The second alternate would get the option to play if the first alternate declines or has already gotten into the field.

When a player who qualified at a specific qualifier withdraws she should be replaced by an alternate from that qualifier.

If an exempt player withdraws, the site which had the lowest percentage of qualifiers should be the first one used to replace that player. For example, if there were 200 players for 80 spots and 103 players were at one site while 97 were at the other site, each site may have received 40 spots. The players at the site with 103 players faced higher odds of qualifying and therefore their alternate should be the replacement for the exempt player.

Occasionally, the strength of field at a qualifying site may be used to award extra spots in qualifying. This should only be done in special instances where large numbers of top players were entered at a particular site.

## 4. Schedule

The Committee must establish a schedule of play, i.e., the date on which each round is to be played or, in the case of a competition to be played over an extended period, the period during which each round is to be played. This period of time must include a deadline. In other than intra-club events, the Committee should also arrange for players to have access to the course for practice on a certain day or days, if feasible.

## 5. Method of Entering Competition

The Committee must determine the procedure for entering the competition. All entries to USGA championships are now processed electronically through the USGA website. Players enter and pay their entry fee electronically. In addition to the entry process, the USGA website contains documents that specify eligibility requirements, qualifying sites,

the format and schedule, the deadline for registration at the championship site, practice dates and many other conditions. Appendix I contains examples of eligibility sections from USGA entry applications. Copies of this information can also be downloaded from the USGA's Web site, [www.usga.org](http://www.usga.org).

In some club events a player may enter by requesting the golf professional to post his name on the score sheet or just sign the list themselves. The method of entering is solely up to the Committee.

All tournaments should have defined closing dates and times for entry. This ensures that the Committee has enough time to process the entries, create documents required for the players and publish groupings and starting times. All USGA championships close at 5:00 PM on Wednesday approximately 7 to 15 days before the first qualifiers are held.

## 6. Times of Starting and Groups

Rule 33-3 of the Rules of Golf states in part: "The Committee must lay down the times of starting and, in stroke play, arrange the groups in which competitors shall play." This does not preclude the Committee from permitting players in either match play or stroke play from determining their own starting times or competitors in stroke play from determining their own groupings. It is advisable to give players these rights if a match may be played over a period of days, rather than on a particular day.

With regard to a match-play competition being played over an extended period, Rule 33-3 states:

When a match-play competition is played over an extended period, the Committee establishes the limit of time within which each round must be completed. When players are allowed to arrange the date of their match within these limits, the Committee should announce that the match must be played at a stated time on the last day of the period, unless the players agree to a prior date.

For example, the Committee may state that the matches can be played at any time between June 1 and June 14 and that if they are not played before, match #1 will play at 8:00 AM on June 15, while match #2 plays at 8:10 etc. If the players are unable to arrange an earlier time, they both know that the match will be played at that time. If one is unable to make that time, he would be forced to forfeit.

When matches may be played anytime within a stipulated period, the player whose name appears on the upper line of each bracket may be assigned the responsibility of contacting his opponent and arranging a time for playing the match.

If it is impossible to post or distribute groupings and starting times well in advance, as would be the case if play is not completed until late in the day and a "cut" is to be made, the Committee should estimate the time that groupings and starting times will be available that evening and arrange for someone at the course or club to advise players as to their starting times for the next day by telephone. If the Committee estimates that groupings and starting times will be available at 8:30 p.m., the next step is to post a notice along these lines: "To obtain starting times for tomorrow, telephone the course or club after 8:30 p.m." Alternatively, players may be notified via e-mail, text or via an Internet website of their starting time for the next day.



If there are numerous flights, consideration should be given to informing the players the approximate time frame that each flight will play. This way, even if a player is unable to get his exact tee time for the second round, he would know that he needs to be at the course in advance of this range of times.

It is recommended that matches be played in the order they appear on the draw so that players who will face each other in the next round complete their matches at roughly the same time. This is especially important if two matches are to be played in one day. When matches in flights are to be played on the same day, it is recommended that matches in any given flight be started consecutively.

Starting-time intervals are very important. If the interval between matches or groups is insufficient, play will back up on the course. The players in each group will be constantly waiting for the preceding group to clear the drive zone or the putting green. This is unfair to players because it is difficult to maintain concentration under such conditions, and results in players being on the course too long. When the intervals are insufficient, the Committee will often accuse the players of playing too slowly, when the fault lies with the Committee.

The interval between starting times when play is in groups of two should be at least eight or nine minutes. In groups of three or four, the USGA recommends 10 or 11-minute intervals.

The Committee has full authority to determine groupings in stroke-play which should be in pairs, threes or fours. In the U.S. Open, U.S. Women's Open and U.S. Senior Open, all of which are 72-hole stroke-play competitions, competitors compete in groups of three in the first two rounds and in pairs in the last two rounds. In the first two rounds, some prominent competitors are grouped together and the rest are grouped by blind draw, except that grouping competitors who qualified from the same section is generally avoided. Groupings for the second round are the same as for the first, but starting times



*Mark O'Meara plays his tee shot on six during the third round at the 2011 U.S. Senior Open at Inverness Club in Toledo, Ohio on Saturday, July 30, 2011.*

are established so that each group has one early and one late starting time. If a two-tee start is utilized, players will start on the first hole one day and on the tenth hole the other day. Appendix B contains two examples of groupings and starting times for the first two rounds of a USGA stroke-play championship.

In the third round of the three Open championships, competitors are grouped based on scores after 36 holes. If there are an even number of competitors, the competitors with the highest and the next to highest scores tee off first, and so on, with the competitors in first and second place teeing off last. If there are an odd number of players, the competitor with the highest score has the option of playing alone with a marker or with a playing marker appointed by the USGA.

In the fourth round, the same procedure is used except the groupings are based on 54-hole scores.

With regard to the third and fourth rounds, the positions of competitors with the same score for 36 or 54 holes should be based on the order in which scores are returned, the first score to be returned (i.e., the competitor with the earliest starting time) receiving the lowest available number, and so on. The lower the number, the later the starting time should be. If it is impossible to determine the order in which scores are returned, such positions should be determined by blind draw.

In the stroke-play qualifying rounds for USGA match-play championships, competitors play in groups of three.

There are times when a two-tee start is used for a round where the groupings are based on score. In those cases, it is typical that the leaders will be the last group to start from the 1st tee with the earlier groups made of players whose scores are higher until the middle of the field which would be the first group off the 1st tee. The next lowest scores would be the first group off the 10th tee with later groups made up of progressively higher scores. The final group off the 10th tee would be the players with the highest scores.

Rule 33-3 does not state that the Committee shall arrange the groups in match play because the Rules contemplate that a player and his opponent shall compete against one another without accompaniment by any other player or match, i.e., the Rules do not contemplate two single matches being played concurrently. Although it may seem harmless and appear to save time when two matches are played concurrently, it can give rise to Rules problems. If it is impossible to avoid concurrent matches, it should be noted that the players in one match are outside agencies with regard to the players in the other match, and vice versa.

Rule 6-3 provides: "The player shall start at the time established by the Committee." The penalty for breach of Rule 6-3 is two strokes in stroke play or loss of hole in match play if the player arrives, ready for play, within five minutes of his starting time. A player who arrives later is disqualified. A Decision on the Rules of Golf clarifies when competitors must be present for a starting time:

**6–3a/2 Time of Starting; All Competitors Must Be Present**

**Q.** In a stroke–play competition, A, B, and C were drawn by the Committee to play together starting at 9 a.m. A and B were present at the appointed time. C arrived at 9:02 a.m. after A and B had played from the teeing ground but just in time to play in the correct order.

What is the ruling?

**A.** As C arrived and was ready to play within five minutes after his starting time, he incurred a penalty of two strokes for failure to start at the time established by the Committee (Rule 6–3a). If C had arrived more than five minutes after his starting time the penalty would be disqualification. In either case, if the Committee determines that exceptional circumstances had prevented C from starting on time, there is no penalty.

All competitors in a group must be present and ready to play at the time established by the Committee, in this case 9 a.m. The order of play is not relevant. (Revised)



*Tiger Woods and Rocco Mediate react after their tee shots on the first hole during the playoff round of the 2008 U.S. Open Championship at Torrey Pines Golf Course in San Diego, California on Monday, June 16, 2008.*

match may be extended on a hole–by–hole basis until one side wins a hole. The match should continue on the hole where the match began unless there is a compelling reason to continue it on another hole. If it is not to be continued on the starting hole, this should be published in advance. In a handicap match, handicap strokes should be allowed as in the original stipulated round.

In USGA match–play championships, the following condition is specified: “In the event of a tied match, (a) the winner is decided immediately by a hole–by–hole play–off and (b) the stipulated round is deemed to extend to as many holes as are required for a match to be won.”

The USGA exercises the authority to extend the stipulated round in match play (Rule

## 7. How to Decide Ties

In both match play and stroke play, a tie can be an acceptable result. However, when it is desired to have a sole winner, the Committee has the authority, under Rule 33–6, to determine how and when a tie is decided. The decision should be published in advance.

The USGA recommends:

### Match Play

When the players complete the final hole of the stipulated round all square the

2–3) to prevent a player, who is all square with his opponent after the regulation round, from changing clubs, receiving advice, etc., before playing the extra holes.

In a match–play event preceded by a stroke–play qualifying round or rounds, the number of competitors tied for the last place can be significant. In USGA championships played under such a format, the entry forms state with regard to the qualifying competition the following: “A tie for last spot will be decided immediately by a hole–by–hole play–off.”

Normally, there should be no more than five competitors in any group in such a play–off. Thus, if there are seven competitors playing off, the Committee should divide them into a group of three and a group of four. Players are grouped and tee off in the order of finish in the previous round or as listed on the summary sheet on the scoreboard.

A hole–by–hole playoff with seven competitors playing off, for example, for four places works as follows: Group 1, comprising A, B and C play the first hole and then wait for Group 2, comprising D, E, F and G, to play the first hole. A, C and F score 4 at the first hole, B, D and G score 5 and E scores 6. Based on this result, A, C and F have won places, E is eliminated and B, D and G must play on for the remaining place. Assuming there was to be 64 players in match play, players A, C and F should be given the 61<sup>st</sup>, 62<sup>nd</sup> and 63<sup>rd</sup> positions in the draw respectively. The eventual qualifier from among B, D and G would receive the 64<sup>th</sup> position.

Even if there are only two competitors in such a play–off, under the Rules, the play–off is conducted at stroke play. Rule 33–6 states:

“A halved match must not be decided by stroke play. A tie in stroke play must not be decided by a match.”

### Stroke Play

- In the event of a tie in a scratch stroke–play competition, a playoff is recommended. The playoff may be over 18 holes or a smaller number of holes as specified by the Committee. If that is not feasible or there is still a tie, a hole–by–hole playoff is recommended.
- In the event of a tie in a handicap stroke–play competition, a playoff with handicaps is recommended. The playoff may be over 18 holes or a smaller number of holes as specified by the Committee. It is recommended that any such playoff consist of at least three holes.

In competitions where the handicap stroke allocation table is not relevant, if the playoff is less than 18 holes the percentage of 18 holes played should be applied to the players’ handicaps to determine their playoff handicaps. Handicap stroke fractions of one–half stroke or more should count as a full stroke and any lesser fraction should be disregarded.

In competitions where the handicap stroke table is relevant, such as four–ball stroke play, bogey, par or Stableford competitions, handicap strokes should be taken as they were assigned for the competition using the players’ respective stroke allocation table(s).

- (c) If a playoff of any type is not feasible, matching score cards is recommended. The method of matching cards should be announced in advance and should also provide what will happen if this procedure does not produce a winner. An acceptable method of matching the cards is to determine the winner on the basis of the best score for the last nine holes. If the tying players have the same score for the last nine, determine the winner on the basis of the last six holes, last three holes and finally the 18th hole. If this method is used in a competition with a multiple tee start (1 & 10 or a shotgun), it is recommended that the “last nine holes, last six holes, etc.” is considered to be holes 10–18, 13–18, etc and that this be announced in advance.

For competitions where the handicap stroke table is not relevant, such as individual stroke play, if the last nine, last six, last three holes scenario is used, one-half, one-third, one-sixth, etc. of the handicaps should be deducted from the score for those holes. In terms of the use of fractions in such deductions, the Committee should act in accordance with the recommendations of the relevant handicapping authority.

In competitions where the handicap stroke table is relevant, such as four-ball stroke play and bogey, par and Stableford competitions, handicap strokes should be taken as they were assigned for the competition, using the players’ respective stroke allocation table(s).

Since any playoff in stroke play is a new stipulated round, players may practice on the driving range, get advice from outside agencies or even change clubs before the start of the playoff.

## 8. Handicaps

### a. Handicap to be used in Competition

It is recommended that the Committee acquire a copy of and become familiar with the “USGA Handicap System” manual. Much of what is stated in this section may be found in that manual along with much more information regarding the proper administration of handicaps. A Committee conducting a handicap competition should be familiar with the following facets of the USGA Handicap System having to do with the handicap to be used in competition so that appropriate conditions can be formulated:

- (i) It is recommended that it be a condition of a handicap competition that, at the start of the competition, a player should use his USGA Handicap Index in effect on the date the competition commences.
- (ii) It is recommended that, regardless of the length of the competition, when practical each player use his Handicap Index in effect at the time each round is played. Thus, in the event a competition spans a handicap revision date, new Handicap Indexes resulting from such revision should be used in competition rounds following that date.
- (iii) When a USGA Handicap Index is an eligibility requirement for entry into a competition, a player’s eligibility from a handicap standpoint should depend on his USGA Handicap Index in effect on the date his entry is filed.

- (iv) A player belonging to more than one club and having different USGA Handicap Indexes at each club must use his lowest Handicap Index when competing with players from more than one club.

### b. Handicap Allowances

Section 9–4 of the USGA Handicap System manual provides recommended handicap allowances for various forms of play. A player receiving handicap strokes must take them in the order assigned on the score card, except as noted otherwise below. In all calculations, the result is rounded off to the nearest whole number (.5 or more is rounded upward). Handicaps are for 18 holes. Each allowance below applies as a unit to each 18-hole round, even though the competition may consist of more than one round.

The following are the USGA’s recommended allowances:

### Singles Match Play

Allow the higher-handicapped player the full difference between the Course Handicaps of the two players; the lower-handicapped player plays from scratch. For example, a player with a Course Handicap of 17 receives four strokes from a player with a Course Handicap of 13. He receives them on the first four allocated handicap-stroke holes.

### Par or Bogey Competitions

Allow each player the full Course Handicap.

### Four-Ball Match Play

Reduce the Course Handicaps of all four players by the Course Handicap of the player with the lowest handicap, who then plays from scratch. Each of the three other players is allowed 100 percent of the difference.

In mixed four-ball match play, strokes are taken as assigned on the players’ respective stroke-allocation table. The Committee in charge of the competition designates the tees to be played.

### Four-Ball vs. Par or Bogey

Men: Allow each player 90 percent of his Course Handicap.

Women: Allow each player 95 percent of her Course Handicap.

### Total Score of Partners Match Play

Reduce the Course Handicaps of all four players by the Course Handicap of the player with the lowest Course Handicap, who must then play from scratch. Each of the three other players is allowed 100 percent of the difference.

### Best-Ball-of-Four vs. Par or Bogey

Men: Allow each player 80 percent of his Course Handicap.

Women: Allow each player 90 percent of her Course Handicap.



***Foursome Match Play***

Allow the higher-handicapped side 50 percent of the difference between the combined Course Handicaps of each side. (When selected drives are permitted, the allowance is 40 percent.) The lower handicapped side competes at scratch.

***Foursome Match Play vs. Par or Bogey***

Allow 50 percent of the partners' combined Course Handicaps. (When selected drives are permitted, the allowance is 40 percent.)

***Chapman or Pinehurst Match Play***

The partner with the lower Course Handicap receives 60 percent of his Course Handicap. The partner with the higher Course Handicap receives 40 percent of his Course Handicap. The side with the higher Course Handicap receives the difference between the Course Handicap of each side. The lower-handicapped side plays from scratch.

***Individual Stroke Play***

Allow each competitor his full Course Handicap. (A plus Course Handicap must be added to the gross score to determine the net score.)

***Four-Ball Stroke Play, Better Ball Basis***

Men: Allow each competitor 90 percent of his Course Handicap.

Women: Allow each competitor 95 percent of her Course Handicap.

In mixed four-ball stroke play, strokes are taken as assigned on the players' respective stroke allocation table, and players must play from the sets of tees designated by the Committee in charge of the competition.

Note: It is suggested that the Committee considers it a condition of four-ball stroke-play competitions that the Course Handicap (after allowance) of the members of a side may not differ by more than eight strokes. A side with a large difference has an advantage over a side with a small Course Handicap difference. If a difference of more than eight strokes cannot be avoided, it is suggested that an additional 10 percent reduction be applied to the Course Handicap of each member of the advantaged side.

***Total Score of Partners Stroke Play***

Partners receive full combined Course Handicap.

***Best-Ball-of-Four Stroke Play***

Men: Allow each competitor 80 percent of his Course Handicap.

Women: Allow each competitor 90 percent of her Course Handicap.

***Two-Best-Balls-of-Four***

Men: Allow each competitor 90 percent of his Course Handicap.

Women: Allow each competitor 95 percent of her Course Handicap.

***Foursomes Stroke Play***

Allow 50 percent of the partners' combined Course Handicaps. When selected drives are permitted, the allowance is 40 percent. A plus combined Course Handicap side must be added to the gross score to determine the net score.

***Chapman or Pinehurst Stroke Play***

The player with the lower Course Handicap is allowed 60 percent of his Course Handicap. The player with the higher Course Handicap is allowed 40 percent of his Course Handicap.

***Stableford Competition***

Allow each player his full Course Handicap and strokes are taken as they are allocated on the stroke allocation table.

***Other Forms of Play***

The USGA pamphlet, "Tournaments For Your Club" contains recommendations on how to handicap other forms of play such as scrambles.

***c. Players Competing from Different Tees or Men and Women from Same Tees******1) Different Tees: Men vs. Men; Women vs. Women; Men vs. Women***

Different tees usually have different ratings. Since a USGA Course Rating reflects the probable scores of scratch golfers, the higher-rated course is more difficult, and the player playing from the set of tees with the higher USGA Course Rating receives additional stroke(s) equal to the difference between each USGA Course Rating with the resulting figure rounded off to the nearest whole number (.5 or more is rounded upward).

***2) Same Tees: Men vs. Women***

Men and women playing from the same set of tees will have different ratings since the women's USGA Course Rating usually will be higher, women receive additional strokes equal to the difference between men's and women's USGA Course Rating with the resulting figure rounded off to the nearest whole number (.5 or more is rounded upward).

The amount of the adjustment is added to the Course Handicap even if it causes a Course Handicap to exceed the maximum Handicap Index possible for the Slope Rating of the set of tees being played.

Note: The adjustment for the difference in Course Ratings is applied after the appropriate handicap allowance has been determined so that the percentage reduction in Course Handicaps does not affect the adjustment for difference in Course Ratings.



*A hard-won prize — 1998 U.S. Amateur champion Hank Kuehne and his brother Trip, runner-up in the 1994 championship, express their delight. In 2007 Trip won the U.S. Mid-Amateur Championship.*

## 9. Prizes

The Committee should announce in advance the prizes which are to be awarded. In a competition in which gross and net prizes are awarded, the procedure in the event a competitor wins both a gross and a net prize should be made clear. It would seem reasonable in such a case to give the competitor his choice or award the player the larger prize.

In match play, it is customary to award prizes to the winner and runner-up in each flight and to the lowest qualifying scorer. It is not uncommon, especially in a Championship Flight, also to award prizes to the semifinalists.

A player who defaults in a match may be obliged, at the discretion of the Committee, to forfeit any prize won in the qualifying round.

In stroke play, the number of prizes to be awarded rests with the Committee. If the competition is broken down into classes, it is customary for the winner of each class to receive a prize.



*A caddy is one who carries or handles a player's clubs during play and otherwise assists him in accordance with the Rules.*

The Rules of Amateur Status prohibit acceptance of a prize of retail value exceeding \$750, except for prizes of only symbolic value such as a trophy or crystal. The Committee should do their utmost to ensure that the Rules of Amateur Status are not violated. The Rules of Amateur Status may be found in the "Rules of Golf" book and on the USGA's Web site, [www.usga.org](http://www.usga.org).

## 10. Motorized Carts and Caddies

The Rules of Golf do not prohibit the use of a motorized cart, nor do they place any restriction on who may serve as a caddy.

In most events, the USGA prohibits the use of motorized carts in its championships by means of the following condition published in the entry application and Local Rules and Conditions of Competition for USGA Championships: "Players must walk at all times. Optional Condition as prescribed in Appendix I ("Rules of Golf" book) is in effect."

If motorized carts are allowed and no caddies are available, the following Local Rule (Decision 33–8/4) is recommended:

A motorized cart is part of the player's equipment:

- (1) When a cart is shared by two or more players, the cart and everything in it are deemed to be the equipment of one of the players sharing the cart. If the cart is being moved by one of the players (or the partner of one of the players) sharing it, the cart and everything in it are deemed to be that player's equipment. Otherwise, the cart and everything in it are deemed to be the equipment of the player sharing the cart whose ball (or whose partner's ball) is involved.

- (2) A player or players using a cart may appoint someone to drive the cart, in which case the driver is considered to be the caddy of the player or players.
- (3) Use of a cart by anyone other than the player or players using it or the appointed driver is prohibited. Any player allowing unauthorized use of his cart is subject to penalty as follows:

### \*PENALTY FOR BREACH OF CONDITION:

**Match play** — At the conclusion of the hole at which the breach is discovered, the state of the match is adjusted by deducting one hole for each hole at which a breach occurred. Maximum deduction per round: two holes.

**Stroke play** — Two strokes for each hole at which any breach occurred; maximum penalty per round: four strokes (two strokes at each of the first two holes at which any breach occurred).

**Match or stroke play** — If a breach is discovered between the play of two holes, it is deemed to have been discovered during play of the next hole, and the penalty must be applied accordingly.

**Bogey and par competitions** — See Note 1 to Rule 32–1a.


**Stableford competitions** — See Note 1 to Rule 32–2a.

**\*Use of any unauthorized form of transportation must be discontinued immediately upon discovering that a breach has occurred. Otherwise, the player is disqualified.**

If a limited number of caddies are available, it is suggested that they be assigned in an equitable way and that the above suggested Local Rule be adopted with Item (2) amended to read as follows:

A player or players using a cart may appoint someone to drive the cart if no caddy is available, in which case the driver is considered to be the caddy of the player or players.

If the Committee wishes to restrict or prohibit caddies, it must establish a condition to that effect (Rule 6–4 – Note). For example, in the U.S. Junior Amateur Championships, there is a condition prohibiting a player from using a parent, guardian or step-parent as a caddy.



*The indoor test range (ITR) is now used to test the overall distance standard, one of five criteria used to determine whether a golf ball conforms.*

## 11. List of Conforming Golf Balls

It is a condition in USGA championships that only brands of golf balls on this list may be used. The penalty for a breach of the condition is disqualification. The List of Conforming Golf Balls is available from the USGA and is updated on a monthly basis. Go to [www.usga.org](http://www.usga.org) for the current list.

## 12. List of Conforming Driver Heads

It is a condition in USGA championships that only driver heads found on this list may be used. The list is available from the USGA at [www.usga.org](http://www.usga.org). The wording for the Condition may be found in Appendix I of the “Rules of Golf” book.

## 13. One-Ball Condition

In USGA championships, a condition prohibits a player from changing brands of golf balls during a round. This condition is commonly called the “One-Ball Rule.” The USGA recommends its use for only the highest-level competitions such as the U.S. Amateur or U.S. Open. The wording for the one-ball condition may be found in Appendix I of the “Rules of Golf” book.

## 14. Groove and Punch Mark Specifications

A Committee that wishes to limit players to clubs manufactured with grooves and/or punch marks that conform to all aspects of the Rules of Golf, including those that are effective from January 1, 2010, may adopt the condition of competition detailed in Decision 4-1/1 in the Decisions on the Rules of Golf.

Between January 1, 2010 and January 1, 2014, it is recommended that this condition of competition be adopted only for competitions involving the highest level of expert player. After January 1, 2014, this condition of competition may be adopted more widely (e.g., at the highest level of amateur golf), but is recommended only for competitions involving expert players.

## 15. Team Competitions

Team competitions frequently require other conditions of the competition. When there is a team competition, there is usually a captain. Rule 8 – Advice, contains a Note which states, “The Committee may, in the conditions of a team competition (Rule 33-1), permit each team to appoint one person who may give advice (including pointing out a line for putting) to the members of that team. The Committee may establish conditions relating to the appointment and permitted conduct of that person, who must be identified to the Committee before giving advice.”

The Committee should always be very meticulous in specifying any prohibitions on the captain. Some Committees prohibit captains from going onto the green or into hazards. Others prohibit captains and state that coaches of a team may not give any advice. Decision 8/2 prohibits a playing captain from giving advice to any team mate other than his partner.

The USGA has issued an interpretation allowing educational institutions to appoint two persons as captains:

### *Advice in Team Competitions Among Educational Institutions*

In a team competition among educational institutions in which the conditions of competition do not permit the use of caddies, the Committee may adopt a modification to the Note to Rule 8 providing that each team may appoint up to two persons who may give advice to members of that team, notwithstanding that the Note contemplates only one such person.

If team mates are playing in the same group as individuals and not partners they should be reminded that they may not give advice to each other. Frequently inter-club matches involved a four-ball match being held in conjunction with two single matches. Decision 30-3/1 covers many of the intricacies of concessions and advice in those matches.



## Section 3 PREPARING THE COURSE

While it is desirable to have a golf course in good condition at all times, there are occasions when a club may wish to have the course in the best possible condition for a championship. By working closely with the superintendent to determine what is desirable and possible and how to achieve it, the Committee can give the players the best conditions to properly challenge them during their competition.

### 1. Teeing Grounds

In determining the teeing grounds for a competition, each hole should be evaluated and the course set up from a distance standpoint so as to provide a stern, but fair test and require a player to use all or at least most of his clubs during a round. In recent years, the lengths of U.S. Open and Amateur courses have run from about 6,600 yards to over 7,700 yards. The lengths of Senior Open courses run from 6,500 yards to 7,200 yards. The lengths of Women's Open and Women's Amateur courses run from approximately 6,300 to 7,000 yards. The ability of the players in the competition as well as the architect's intent should be major factors in determining which tees to use.

When multiple rounds are being played, using different teeing grounds can increase interest and the challenge of the competition. Using a shorter tee for one round can provide players the opportunity to challenge a hole or allow the use of a hole location that would

be more difficult to approach if a longer club was required to reach the green.

An attempt should be made to set up the par-3 holes at different lengths so that a different club will be required for each one.

The teeing grounds should be cut at  $\frac{1}{4}$  to  $\frac{1}{2}$  inch. Firm, dry turf is essential. Over-watering to produce a soft, mushy turf is undesirable. If a teeing ground is not level, ask the golf course superintendent to correct the situation well in advance of the event.



*When to water and how much are topics that must be discussed with the golf course superintendent prior to the start of a competition.*

### 2. Fairways

A course should be set up so as to require accuracy as well as length.

Fairways should be maintained so as to provide a firm and tight turf. The height of cut of the fairways (depending upon turf species) should be between three-eighths and five-eighths of an inch. Generally, cutting heights greater than  $\frac{3}{4}$ " should be avoided because it can result in "fliers," i.e., shots without backspin due to the existence of grass between the ball and the face of the club at impact.

### 3. Putting Greens

Reasonably fast, smooth and firm putting greens add an important dimension to the game and are desirable because they require a player to have a delicate putting touch, as well as good nerves and a good touch to handle little pitch and chip shots around the putting greens. While fast greens add challenge, they can also have a major affect on the pace of play. Speeds should be manageable for the level of players involved in the competition.

The firmness of the putting greens should be such that they will hold a crisply hit approach shot from the fairway, but will not hold a mis-hit shot or a "flier" from the rough. Firm putting greens also require a player to "manage" his shotmaking to provide better and easier approaches into difficult hole locations. The degree of firmness of the putting greens will vary depending upon the players in the field (e.g., men, women, amateurs, professionals, juniors, etc.), weather conditions, soil conditions, turf health and available resources.

Double-mowing and/or rolling putting greens during a competition are common. Not only will it increase speed, but it will provide smoother putting surfaces for competitors.

Getting the putting greens up to the speeds desired for a competition will take a lot of advance work. Cultural practices such as verticutting, aerating and topdressing should be used to minimize thatch. Desired speeds are difficult to achieve if excessive thatch exists and the putting greens are grainy, which is extremely undesirable. The USGA Stimpmeter®, a device designed to measure the speeds of putting greens, should be used to monitor the greens to ensure that the desired speed is attained by the beginning of the event. Also, the Stimpmeter should be used to ensure consistency from green to green. The exact reading depends upon such things as putting green contours, turf species and conditions and weather.

The practice putting green should be of the same character and putting quality as the putting greens on the course, and must be managed the same as the putting greens on the course.



*Double-mowing putting greens during a competition is recommended. Not only will it increase speed, but it will provide smoother putting surfaces for competitors.*

Between the putting green and the intermediate rough (see Section 3; Part 4), there should be a collar of about 30 inches in width (one walk-behind mower pass) cut at three-eighths to one-half inch.

It is suggested that, beginning at least one to two weeks before an important competition, the golf course superintendent be requested to cut the holes at places not to be used in the competition, so that old hole plugs will not interfere.

The USGA recommends that the flagstick be at least seven (7) feet in height and that its diameter be not greater than three-quarters of an inch from a point three inches above the ground to the bottom of the hole.

## 4. Rough

The rough should be of sufficient height to provide a significant problem, but not so penal that a player in the rough off the tee will have to take a wedge and hack the ball sideways to the fairway. If the rough is this penal, a player will be penalized a full stroke for an errant drive. The USGA believes that the penalty for straying off the fairway should be about one-half stroke.

The desired height of the rough depends on the type of grass involved, its density and the players in the field. In USGA competitions, if the rough consists of cool season turfgrasses of normal density, the height of the rough commonly falls between 3 and 6 inches, except that there is a strip of rough about 6 feet wide just off the fairways and around the greens cut at 1¼ inches. The purpose of this intermediate cut of rough is to provide a lesser penalty for a player who misses a fairway or a putting green by a yard or so. In some cases the width of the intermediate rough may be wider than six feet, especially along narrow fairways.

If the rough is comprised of bermuda-grass, the intermediate rough is about 1 inch long and the primary rough between 2 and 3½ inches long.

Less punitive rough would be advisable for most club competitions as it increases the time spent searching for balls and leads to slower play.



*Between the putting green and the intermediate rough (see Section 3; Part 4), there should be a collar of about 30 inches in width (one walk-behind mower pass) cut at three-eighths to one-half inch.*



*Bunker Maintenance*

## 5. Bunkers

The settled depth of sand in bunkers should be 4 to 6 inches, except that the sand in the faces of bunkers must be shallow enough and firm enough to prevent balls from becoming lost. If any fresh sand is put into bunkers, it should be done at least three months before the competition so that it settles and firms to match the existing sand conditions.

Players should not be able to putt out of bunkers. To prevent this, create a lip on the front edge of greenside bunkers.

The Committee should ensure that one or more rakes be placed at each bunker for use by players and caddies. The USGA recommends that rakes be placed outside bunkers away from play in locations where they will least likely affect play.

## 6. Trees

Tree basins should be filled, if feasible, and support wires and tree wrappings should be removed. Otherwise, Rules problems may arise. Tree branches should be pruned in a case where they might present an unreasonable situation in the playing of a stroke. In cases where new trees require support wires, the Committee may decide to only give relief from the wires and stakes or also from the tree. If relief from the tree is to be given, wording for a Local Rule may be found in Appendix I of the Rules of Golf.



## Section 4 MARKING THE COURSE

### 1. General

Before any competition begins, it is extremely important for the Committee to ensure that the course has been properly and completely marked. If boundaries and water hazards are clearly defined and all areas which should be classified as ground under repair have

been marked as such, the Committee will have few problems. Conversely, if the Committee is lax in this respect, troublesome rulings will ensue.

### 2. Out of Bounds

Out of bounds must be clearly defined. One-inch by two-inch stakes painted white, firmly fixed and protruding two or three feet from the ground, are usually satisfactory. Boundary stakes should be continued as far as there exists the remotest possibility that a ball may go out of bounds. Place two stakes together at the end of line to signify that the boundary continues to infinity. If there is a fence along a boundary, the fence posts should be used to define the boundary. When there is a gap in a fence, white stakes should be placed at the ends of the fences and as necessary between them. Boundaries are defined

*When a fence defines a boundary, the fence posts determine the out-of-bounds line. It is not necessary and can be confusing to supplement with white stakes.*

by the inside points at ground level of fence posts and stakes. The fence posts and stakes are not obstructions; the Rules provide no relief from them without penalty.

It is suggested that boundary stakes be situated about 15–20 yards apart, but they must be closer than that if this is necessary to enable a player to sight from one stake to the next without bushes, trees or anything else intervening. It is absolutely essential that it be possible to sight from one stake to the next because in a close case it may be necessary to stretch a string at ground level from the inside point of one stake to the inside point of the next stake in order to determine whether a ball is out of bounds. If possible, the superintendent should trim bushes along the boundaries to assist the Committee in providing the site lines between the stakes.

As a precaution, the USGA paints a white circle around the base of each boundary stake so that, if the stake is removed without the Committee's authority, the Committee will know exactly where the stake had been located, and reinstall it.

A boundary can be defined by means other than white stakes or fence posts. For example, a wall along the perimeter of a course might define out of bounds. Any means of defining out of bounds should be stated on a Notice to Players (or Local Rules) — see

Section 6. In the case of a wall, it is suggested that the inside face of the wall define the boundary (see also Decision 33–2a/16 in the “Decisions on the Rules of Golf” book).

It is not recommended that the edge of a road define a boundary because generally such edges are not clearly defined. However, if there is a roadway with a curbing on the perimeter of the course and the curbing is well defined, the Committee might state that the curbing defines the boundary and that a ball is not out of bounds until it is over the curbing and on or beyond the road.

It is a common misconception that it is not proper to define as out of bounds an area within a course. The USGA often marks as out of bounds areas such as parking lots, clubhouses, maintenance areas, tennis courts, practice areas, etc.

Decision 33–2a/12 states that it is permissible to establish out of bounds between two holes if this is necessary for safety reasons or to prevent players from “cutting a dogleg.” If this is done, the status of the stakes when the player is playing a different hole should be stated on a Notice to Players (or Local Rules). Typically they are played as immovable obstructions when playing other holes.

### 3. Water Hazards

The identification and delineation of water hazards and lateral water hazards is essential and should be done prior to the start of the competition. Once the competition begins, no changes should be made.

The Definition of “Water Hazard” states that any sea, lake, pond, river, ditch, surface drainage ditch or other open water course (whether or not containing water) and anything of a similar nature is a water hazard. Areas that do not meet this definition should not be marked as water hazards.

When a water hazard fulfills the requirements of a lateral water hazard (see Definition of “Lateral Water Hazard”), the Committee should specifically identify it as such.

In order for a water hazard to qualify as a lateral water hazard, the body of water must be so situated that it is not possible or is deemed by the Committee to be impracticable for a player to drop a ball behind the hazard and keep the point at which the ball last crossed the margin of the hazard between the hole and the spot on which the ball is dropped.



*By Definition, the sea is a water hazard. On the seventh hole at Pebble Beach, the Pacific Ocean is marked as a lateral water hazard.*



A body of water which can be properly classified as a lateral water hazard includes a brook parallel to a hole if the terrain on the far side is rocky or wooded. In such a case, a player could not keep the brook between himself and the hole without dropping in extremely difficult terrain. Thus, if the brook were not defined as a lateral water hazard, the player would likely be faced with a stroke-and-distance penalty, which is too severe.

Occasionally, a body of water conforms to the Definition of “Lateral Water Hazard” but a Committee will decide to define it as a water hazard. Generally this is done to preserve the complete challenge provided by the hazard – that is, to require the hazard to be negoti-

ated based on the player’s ability and not the Rules of Golf. An example of this principle is the 8th hole at Pebble Beach Golf Links, a demanding par 4 where the second shot is played over an inlet of Carmel Bay. Defining this portion of the hazard as a water hazard not only preserves the demanding challenge but avoids unnecessary controversy with respect to where a ball that comes to rest in the water hazard last crossed the margin of the hazard. In order to provide an additional option to the player, dropping zones are frequently used for situations such as this.

As provided in the Definitions, yellow stakes or yellow lines must be used to define the margins of water hazards and red stakes or red lines must be used to define lateral water hazards.

One-inch by one-inch stakes about 18 inches in length serve satisfactorily as water hazard or lateral water hazard stakes.

If lines are to be used to define the margins of the hazard, a device (commonly called a “paint gun”) designed to apply painted lines on grass can be used. If possible, the grass in the area

where such lines are established should be cut at a relatively short height so that a distinctive line will result. If a tournament is to take place over several days, it may be wise to paint each line twice so as to ensure that the line lasts throughout the tournament.

Stakes or lines should be so placed that they include in the hazard not only the water, but also rough banks and unkempt growth related directly to it. In general, they should be placed where the ground breaks down to form the depression containing the water. If, however, there is a large bush or tree just outside the natural margin of a lateral water hazard, it is suggested that the bush be included in the hazard. Otherwise, a player whose ball entered the hazard in this area would not have a reasonable spot at which to drop a ball. Small areas immediately adjacent to water hazards where balls could be a risk of being lost should be included in the hazard where possible to enable players to meet the standard of virtual certainty that their ball is in the hazard.

In the case of a lateral water hazard with a “step-down” bank, it is recommended that



*A body of water may need to be defined as both a water hazard and a lateral water hazard. It is up to the Committee to distinctively mark each part.*

the hazard be marked along the top step, so that a player dropping a ball within two club-lengths of the hazard margin will be dropping on ground from which he will have reasonable opportunity to play a stroke. Care should be taken to ensure that neither the right-handed or left-handed player is left with a significantly more difficult stance after dropping from a lateral water hazard.

When stakes are used to define the hazard, the line from stake to stake determines the limit of the hazard; therefore care must be used to ensure that no area which should be within the hazard is outside the stakes.

If a body of water is part water hazard and part lateral water hazard, a yellow stake and a red stake must be placed together at the spot where the change takes place. This applies even if the hazard is defined by a line.

Stakes or lines defining hazards are inside the hazards. Stakes are obstructions, so players are entitled to relief without penalty from them under Rule 24-1, if they are movable. If they are immovable, relief without penalty is provided by Rule 24-2, if the ball is outside the hazard; if the ball is in the hazard, there is no relief without penalty.

Occasionally the start of a hazard or the crossover from a water hazard to a lateral water hazard may be obscured by bushes or other obstructions. A taller stake or pole may help the player determine the point where ball crossed.

Committees frequently use both lines to define a water hazard, and a few stakes to indicate to players the location of the hazard. This is acceptable and is contemplated by the Definitions of “Water Hazard” and “Lateral Water Hazard.”

#### 4. Ground Under Repair

The Committee should search for areas that should be marked as ground under repair. It is suggested that the entire course be gone over thoroughly before any such areas are marked because the Committee’s conception of what should be marked might be different after a tour of the course than before.

For the sake of consistency, it is suggested that the number of Committee members authorized to declare an area to be ground under repair be kept as small as possible.

In general, the USGA does not mark bare areas in the rough as ground under repair, unless the areas are rutted. Such areas in a fairway are generally marked as ground under repair. In determining what to mark, the consideration that the area is abnormal compared to other areas on the course. If the course is generally in excellent condition, a small area that would otherwise be ignored may be marked. Likewise, if the general condition of the course was quite poor, areas that would be ground under repair at another course may be left unmarked.



*Ball on grate — an immovable obstruction.*

It is recommended that ground under repair be defined with white lines, using the same device used for putting down lines for water hazards and lateral water hazards. If the terrain is such that putting down a distinctive white line is impossible, small stakes painted a distinctive color may be used. Of course, the stakes should not be painted white, yellow or red.

It is preferable that all areas which warrant marking as ground under repair should be so marked before the start of a competition. The Committee, however, has authority to declare an area to be ground under repair during a competition round.

When heavy rains result in many areas of unusual damage to the course (such as deep ruts caused by vehicles or foot prints by spectators) and it is not feasible to define them with stakes or lines, a notice to players along the following lines is suggested:

Ground under repair may include areas of unusual damage, including areas where spectators or other traffic have combined with wet conditions to affect materially the ground surface, but only when so declared by a Committee member.

Without such a notice, Committee members still have authority to declare unusual damage to be ground under repair, if so authorized. A notice, however, has the advantage of advising all players that relief from unusual damage might be given.

When ground under repair is adjacent to a cart path or other obstruction, it is usually desirable that this area is connected directly to the obstruction and a Local Rule (see Section 5) be written to state that white lined areas tied to an obstruction become part of the obstruction. This allows players to take relief from the entire area at one time rather than possibly needing to take two drops.

Grass clippings piled for removal are automatically ground under repair — see Definition of “Ground Under Repair.” It is suggested that such piles be removed in advance — see Section 3; Part 1.

## 5. Obstructions and Integral Parts of the Course

Although most obstructions are self-evident, it is sometimes advisable to identify certain items as obstructions in order to clarify matters for players who are not entirely familiar with the Rules. When it is deemed necessary to identify an obstruction, it should be listed on the Notice to Players. If there is likely to be doubt as to the extent of the obstruction, it should be clearly defined by stakes or lines of a distinctive color.

The Committee has authority to declare any construction to be an integral part of the course and thus not an obstruction. For example, if the side of a bunker is shored up with wooden pilings, the USGA in its championships will normally declare the wooden pilings to be an integral part of the course.

If an artificially-surfaced road or path runs parallel to and is so close to a boundary fence that a player would incidentally get relief from interference by the boundary fence in taking relief from the road or path, it is recommended that consideration be given to declaring that section of the road or path to be an integral part of the course. The section that is to be an integral part of the course should be clearly defined by stakes or lines of a distinctive color and it should be listed on the Notice to Players.



*A referee assists a player in determining if his ball is embedded.*

## Section 5 LOCAL RULES

### 1. General

Rule 33–8 provides:

- a. **Policy.** The Committee may establish Local Rules for local abnormal conditions if they are consistent with the policy set forth in Appendix I.
- b. **Waiving or Modifying a Rule** A Rule of Golf must not be waived by a Local Rule. However, if a Committee considers that local abnormal conditions interfere with the proper playing of the game to the extent that it is necessary to make a Local Rule that modifies the Rules of Golf, the Local Rule must be authorized by the USGA.



In the process of marking the course, the Committee should be mindful of any possible unusual conditions which warrant the adoption of a Local Rule. Appendix I to the Rules of Golf suggests specific matters for which Local Rules may be advisable.

The Committee should consult this section on Local Rules, as well as the Decisions under Rule 33–8 in the “Decisions on the Rules of Golf” book. It is imperative that Local Rules be established for abnormal conditions, not unpleasant ones. The Decisions listed under Rule 33–8 include many examples of recommended Local Rules, in addition to Local Rules that should not be adopted. Local Rules must not be introduced or altered after a stroke play round has started. All competitors in a given round must play under uniform Rules. A number of Local Rules which the USGA adopts for all championships are listed on the printed card entitled “Local Rules and Conditions of Competition for USGA Championships” — see Appendix E. These Local Rules and Conditions of Competition are supplemented at each individual championship by a Notice to Players — see Appendices F and G.

## 2. Embedded Ball

Rule 25–2 gives relief for a ball embedded in its own pitch-mark in a closely mown area through the green. A Local Rule would be appropriate giving relief for a ball embedded in its own pitch-mark anywhere through the green. This Local Rule is used in all USGA championships and at most tournaments in the United States. For the suggested text for such a Local Rule, see Appendix I in the “Rules of Golf” book.



*The USGA recommends implementing the Local Rule for an embedded ball through the green.*

## 3. Young Trees

Many courses have newly planted trees which the club wishes to protect. If it is desired to protect young trees, they should be identified in some manner and the following Local Rule is suggested:

Protection of young trees identified by \_\_\_\_\_ — If such a tree interferes with a player’s stance or the area of his intended swing, the ball must be lifted, without penalty, and dropped in accordance with the procedure prescribed in Rule 24–2b (Immovable Obstruction). If the ball lies in a water hazard, the player must lift and drop the ball in accordance with Rule 24–2b(i), except that the nearest point of relief must be in the water hazard and the ball must be dropped in the water hazard or the player may proceed under Rule 26. The ball may be cleaned when lifted under this Local Rule.

Exception: A player may not obtain relief under this Local Rule if (a) interference by anything other than such a tree makes the stroke clearly impracticable or (b) interference by such a tree would occur only through the use of a clearly unreasonable stroke or an unnecessary abnormal stance, swing or direction of play.

## PENALTY FOR BREACH OF LOCAL RULE:

Match play: Loss of hole  
Stroke play: Two strokes

## 4. Out of Bounds

If there are out of bounds stakes between two holes that apply to only one of the holes, it must be made clear on the Notice to Players as to which of the holes the boundary applies. Furthermore, it is recommended that, by Local Rule, the stakes be deemed immovable obstructions during play of the hole for which the stakes do not constitute a boundary.

If there is a public road through the course and the ball crosses the road and comes to rest beyond it on another part of the course, under the Rules of Golf the ball is in bounds. However, it is suggested that in such a case the following Local Rule be adopted (See Decision 27/20):

A ball which crosses a public road defined as out of bounds and comes to rest beyond that road is out of bounds, even though it may lie on another part of the course.

## 5. Ground Under Repair

Narrow ditches filled with gravel, called french drains, may be found on many courses. It is recommended that french drains be defined as ground under repair with a white line, unless they are so prevalent on the course that marking all of them is not feasible. In that case, it is suggested that the Committee adopt a Local Rule stating that french drains are to be treated as ground under repair — see Section 6.

In many parts of the country, particularly the southeast, fire-ants can be found. The bite of a fire-ant can cause serious illness. Accordingly, if fire-ant mounds exist on a course on which a competition is to be played, it is recommended that a Local Rule be adopted under which the fire-ant mounds are treated as ground under repair — see Section 6. Even if the Local Rule has not been adopted, the player would still be entitled to relief as covered in Decision 1–4/10.

When abnormal ground conditions exist and it is impracticable to give relief for the player’s stance, the Note under Rule 25–1a may be adopted which allows the Committee to make a Local Rule stating that interference by an abnormal ground condition with a player’s stance is deemed not to be, of itself, interference under this Rule. For all its championships,



*The USGA recommends that french drains be treated as ground under repair, not obstructions.*



the USGA states that relief from sod seams is not available if they interfere with the player's stance.

If there are flower beds on the course which the club wishes to protect, it is suggested that the Committee define them as ground under repair and by Local Rule make it mandatory for a player to take relief if his ball lies in such a flower bed, or if his stance would be in the area. The same applies to turf nurseries.

When ground under repair is adjacent to an artificially-surfaced cart path (an obstruction), a player may, after obtaining relief from one condition, be interfered with by the other condition. This would require another drop for the player to receive relief. This is cumbersome and could lead to complications. Accordingly, it is suggested that if there is ground under repair adjacent to an artificially-surfaced cart path, the ground under repair be tied into the cart path with a white line and the following Local Rule adopted:

White-lined areas tying into artificially-surfaced roads or paths are declared to have the same status as the roads or paths, i.e., they are obstructions, not ground under repair. Relief without penalty is provided under Rule 24-2b(i).

## 6. Dropping Zones


Under Appendix I of the Rules of Golf, a Committee has authority to establish special areas on which balls may or must be dropped when it is not feasible or practicable to proceed exactly in conformity with Rule 24-2b (Immovable Obstructions), Rule 24-3 (Ball in Obstruction Not Found), Rule 25-1b or 25-1c (Abnormal Ground Conditions), Rule 25-3 (Wrong Putting Green), Rule 26-1 (Water Hazards and Lateral Water Hazards), Rule 28 (Ball Unplayable), or Rule 33-8 (Local Rules).

The USGA frequently uses Dropping Zones in its championships, particularly in the case of water hazards and for Temporary Immovable Obstructions such as grandstands and television towers.

Consider the diagram in Appendix C of the 4th hole of the Lower Course at Baltusrol Golf Club, Springfield, New Jersey. Clearly the pond should be defined as a water hazard, but it is possible for a ball to cross the pond and roll back into it in the area marked "X." In such a case, if the player drops a ball behind the water hazard keeping the point at which the original ball last crossed the margin of the hazard between the hole and the spot on which the ball is dropped, he would be dropping in the trees to the left of the hole. The Committee may decide this to be unreasonable. Accordingly, in USGA championships played at Baltusrol, a Dropping Zone is established at point Y. A Local Rule states that, as an additional option under Rule 26-1, for a ball in the water hazard, the player may drop a ball under penalty of one stroke on the area marked "Dropping Zone."

Note that the Local Rule when used for water hazards states that the player may, not must, use the Dropping Zone. A player should not be deprived of the options provided by the Rules. Thus, the use of any Dropping Zone should be optional.

Typically, the Committee should attempt to situate Dropping Zones so that they are not closer to the hole than where the player would be dropping the ball when using one of his options under the relevant Rule. For example, if a Dropping Zone is used as an addi-



*A player does not have to stand within the Dropping Zone when dropping the ball, however, the dropped ball must first strike a part of the course within the area marked "Dropping Zone."*

tional option for a water hazard, the Dropping Zone should be located in an area which requires the player to negotiate the water hazard with his next stroke. The distance should be similar to a ball played under Rule 26-1b. Dropping Zones are not always established in the fairway, but oftentimes are located in the rough.

Locating a Dropping Zone on the green side of a water hazard in order to assist players who cannot carry the hazard is contrary to the spirit of the game and is not the purpose behind establishing Dropping Zones. The character of the hole and the position of the water hazard should be preserved when locating Dropping Zones.

The USGA defines Dropping Zones with a white line. A Dropping Zone is distinguished from ground under repair by printing the words "Dropping Zone" or "D.Z." with a paint gun within the Dropping Zone.

The Local Rule also provides the following points with regard to the dropping and re-dropping of the ball:

- (a) The player does not have to stand within the Dropping Zone when dropping the ball.
- (b) The dropped ball must first strike a part of the course within the Dropping Zone.
- (c) If the Dropping Zone is defined by a line, the line is within the Dropping Zone.
- (d) The dropped ball does not have to come to rest within the Dropping Zone.
- (e) The dropped ball must be re-dropped if it rolls and comes to rest in a position covered by Rule 20-2c(i-vi).
- (f) The dropped ball may roll nearer the hole than the spot where it first struck a part of the course, provided it comes to rest within two club-lengths of that spot and not into any of the positions covered by (e).
- (g) Subject to the provisions of (e) and (f), the dropped ball may roll and come to rest nearer the hole than:
  - its original position or estimated position (see Rule 20-2b);

- the nearest point of relief or maximum available relief (Rule 24–2 25–1 or 25–3); or
- the point where the original ball last crossed the margin of the water hazard or lateral water hazard (Rule 26–1).

The 18th hole at Pebble Beach Golf Links presents a somewhat unusual case where a series of dropping zones, positioned along the right side of the bunker, can be utilized to avoid having a player take relief from the lateral water hazard short and left of the putting green and dropping into the adjacent bunker. In such a case a Local Rule may be established by the Committee stating that a player whose ball comes to rest in the lateral water hazard (having last crossed the hazard margin at a point where, when proceeding under Rule 26–1c(i), the player may drop a ball in the bunker) may drop a ball, under penalty of one stroke, on the nearest Dropping Zone that is not nearer the hole.

### 33–8/37.5 Local Rule for Water Hazard with Bunker Adjacent

**Q.** Due to the proximity of a bunker to the margin of a lateral water hazard, it is very likely that a player when dropping a ball under Rule 26–1c(i), will be required to drop a ball in the bunker.

Would it be permissible to place the line defining the lateral water hazard along the fairway side of the bunker (i.e. making the bunker part of the lateral water hazard), or alternatively, make a Local Rule to the effect that, when obtaining relief under the lateral water hazard Rule, the player may drop a ball to the fairway side of the bunker?

**A.** In all cases, the hazard should be marked along its natural boundary – see Decision 33–2a/4.

If the Committee does not wish to require a player to drop a ball in the bunker when proceeding under the lateral water hazard Rule, the Committee may establish a dropping zone or series of dropping zones on the fairway side of the bunker and make a Local Rule stating that a player whose ball is in the lateral water hazard (having last crossed the hazard margin between defined points) may, as an additional option to Rule 26–1, drop a ball, under penalty of one stroke, in the nearest dropping zone that is not nearer the hole.” (New)

## 7. Temporary Obstructions

In the case of most competitions, there will be little or no problem with temporary immovable obstructions such as tents, scoreboards, refreshment stands, lavatories, etc. When temporary obstructions do exist, it is recommended that the Local Rule for Temporary Obstructions in Appendix I of the “Rules of Golf” book be adopted. The Local Rule on Temporary Obstructions is clarified in Appendix D in the back of this book.

There may be times where a player taking relief from a temporary obstruction under the Local Rule would be forced to drop in a substantially worse position. In this case, the Committee could allow the player to choose to drop on either side of the temporary obstruction or it could establish a dropping zone where the player could drop. These obstructions should be noted on the Notice to Players.

The USGA establishes Dropping Zones in front of most Temporary Immovable Obstructions adjacent to putting greens in order to ensure consistency of relief and improve the pace of play. When these Dropping Zones are established they are usually mandatory for any player seeking relief in specific cases.

## 8. “Preferred Lies” and “Winter Rules”

It is a basic principle of the game that the ball be played as it lies.

Therefore the Local Rule permitting “preferred lies,” i.e., “winter rules,” should not be adopted except as a most extreme necessity. However, adverse conditions, such as heavy snows, spring thaws, prolonged rains or extreme heat can make fairways unsatisfactory and sometimes prevent use of heavy mowing equipment. When these conditions are so general throughout a course that the Committee believes “preferred lies” or “winter rules” would promote fair play or help protect the course, the following Local Rule is recommended:

*Example of a temporary obstruction at a USGA Championship.*



“A ball lying on a closely mown area through the green [or specify a more restricted area, e.g., at the 6th hole] may be lifted without penalty and cleaned. Before lifting the ball, the player must mark its position. Having lifted the ball, he must place it on a spot within [specify area, e.g., six inches, one club-length, etc.] of and not nearer the hole than where it originally lay, that is not in a hazard and not on a putting green.

A player may place his ball only once, and it is in play when it has been placed (Rule 20–4). If the ball fails to come to rest on the spot on which it was placed, Rule 20–3d applies. If the ball when placed comes to rest on the spot on which it is placed and it subsequently moves, there is no penalty and the ball must be played as it lies, unless the provisions of any other Rule apply.

If the player fails to mark the position of the ball before lifting it or moves the ball in any other manner, such as rolling it with a club, he incurs a penalty of one stroke.

Note: “Closely mown area” means any area of the course, including paths through the rough, cut to fairway height or less.

### \*PENALTY FOR BREACH OF LOCAL RULE:

Match play — Loss of hole; Stroke play — Two strokes

\*If a player incurs the general penalty for a breach of this Local Rule, no additional penalty under the Local Rule is applied.”

## 9. Power Lines

If power or telephone lines cross the golf course in a position where they interfere with the play of a hole, the Committee may make a Local Rule that requires the cancellation and replay of any stroke where the ball strikes the power line as follows (Decision 33–8/13):

“If a ball strikes the power line during play of the \_\_\_\_\_ hole, the stroke is canceled and the player must play a ball as nearly as possible at the spot from which the original ball was played in accordance with Rule 20–5 (making Next Stroke from Where Previous Stroke Made).”



*An environmentally-sensitive area may only be declared as such by an appropriate authority, such as the Environmental Protection Agency (EPA). It may not be done by the Committee in charge of the competition.*

## 10. Environmentally-Sensitive Areas

When areas on or adjoining the course are declared by the appropriate authority to be environmentally-sensitive, from which entry into and/or play from is prohibited, it is recommended that the Local Rule for Environmentally-Sensitive Areas in Appendix I of the “Rules of Golf” book be adopted. It is the Committee’s responsibility to decide whether an Environmentally-Sensitive Area should be defined as ground under repair, a water hazard or out of bounds. The Committee may not define an area as a water hazard or lateral water hazard unless it is by definition a water hazard. Several Decisions on the Rules of Golf further clarify aspects of this Local Rule.



*Starter’s tent on the first tee at a USGA championship. The Notice to Players is distributed by the starter to each player.*

## Section 6 NOTICE TO PLAYERS

It is essential for the Committee in charge of a competition to issue a Notice to Players which should contain such items as conditions, unless the conditions are stated elsewhere, the means by which out of bounds, water hazards, lateral water hazards and ground under repair are defined and any Local Rules adopted for the competition. Various Local Rules which the USGA adopts for its competitions are listed on the printed card entitled “Local Rules and Conditions of Competition for USGA Championships” — see Appendix E. Additional Local Rules and conditions for a specific competition and golf course are contained in the Notice to Players. A sample of a Notice to Players may be found in Appendix F. A list of various other Local Rules, which may be helpful to Committees, may be found in Appendix G.

The Notice to Players may also include information regarding the Pace of Play policy that will be in effect for the competition. If it is not included on the Notice, it should be published or communicated to the players in some other fashion.

If special score cards are not published for a competition and the Club’s score card is used, the Committee should ensure that none of the information, e.g., Local Rules, on the back of the Club’s card, conflicts with information on the Notice to Players.

The Notice to Players should be posted in advance and a supply should be on hand at the starting tee(s).



## Section 7 COURSE SETUP

### 1. General

The Committee must appoint someone to set up the course before the competition and for each competition round. He may be a member of the Committee or the golf course superintendent. This duty should not be taken lightly. The object is to provide a strong test, but not a tricky one. Setting up the course consists of establishing the teeing grounds at each hole, determining hole locations, ensuring that bunkers have been raked and that putting greens, fairways and tees have been mowed. Setting up the course includes checking lines and stakes defining out of bounds, water hazards, etc., to make sure they have not been obliterated or removed without authority.

Should a stroke-play round be played over several days, the provisions of the Note under Rule 33-2b should be adopted. It states:

Where a single round is to be played on more than one day, the Committee may provide, in the conditions of the competition (Rule 33-1), that the holes and teeing grounds may be differently situated on each day of the competition, provided that, on any one day, all competitors play with each hole and each teeing ground in the same position.

It is recommended that the Committee attempt to have the tee-markers and hole locations situated in nearby or similar positions.

### 2. Teeing Grounds

As stated in Section 3; Part 1, it should be decided in advance which area of each tee is to be used during the competition. In competitions extending over several days, the USGA normally recommends that each such area be no more than ten yards in length. The tee markers should be installed within this area each day and balanced so that the course will play about the same length in each round. The practice of setting up a course to play progressively longer or harder for each round of a competition is not recommended. Occasionally, bad weather may alter these plans and a hole may need to be shortened for a round to allow players to reach the fairway or green.

In order to vary the competition and provide players with different options, some holes may be setup to play from different teeing grounds on different days. For example, a hole may be played as a long par 4 on some days and as a short risk/reward drivable par 4 on another day. Decisions regarding this should be made in advance and be subject to change based on factors such as weather. Players who are playing practice rounds should be informed that an alternate tee may be used on some days.

It is recommended that a sign containing the hole number, yardage and par be established to the side of each tee, at the center of the area to be used. Tee signs are



The tee sign contains the hole number, official yardage and par.

particularly important if some players will be unfamiliar with the course. Such signs might prevent a match or group from inadvertently playing from a wrong teeing ground.

If signs are not feasible, it is suggested that the hole number be painted on the ground on each tee with a paint gun.

On par-3 holes, the area of the tee to be used should be protected well in advance to ensure that, for the competition, players will have good turf from which to play. In practice rounds, the par-3 tees should continue to be protected. At the same time, players should be allowed to use the full length of the tee. Therefore, during practice rounds a narrow strip should be left open on each side of the tee so that players can practice from the full distance. The remainder of the tee should be protected with wire, plastic netting, mesh or rope.



Tee markers should be set up square with the center of the drive zone (fairway).

It is preferable that there be only one set of tee markers on each hole during the competition. If this is not feasible, the Notice to Players should state which tee markers define the teeing grounds for the competition.

Tee markers should be placed five to seven yards apart whenever possible. If the width of a teeing ground is wider than that, players are more likely to inadvertently tee up in front of the tee markers.

Tee markers should be set up square with the center of the drive zone, so that a line from one tee marker to the other will be at right angles to a line from the teeing ground to the center of the drive zone. It is suggested that the person use a T-square to assist in this process. Otherwise, the person can stand on the teeing ground, face the center of the drive zone (or the putting green on a par-3 hole) and extend his arms at a 90-degree angle to the center of the drive zone. If he then places the tee markers in line with his arms, a square setup will result.

In establishing tee markers for the first round, the Committee should place a small white paint dot on the tee at the spot where each tee marker is installed, in which case if a tee marker is moved or stolen, the Committee can reinstall it at the spot where it had been located. Two white paint dots are suggested for the second round, and



Paint dots are used to indicate the location of tee-markers.

so on. This is especially important when weather forces overnight suspensions as the tees may be mowed before play the next morning and the markers moved.

Tee markers should always be at least two club-lengths forward of the back edge of the tee, in view of the fact that the Definition of “Teeing Ground” states that the teeing ground is a rectangular area two club-lengths in depth.

Normally, tee markers are not changed between rounds of a one-day, 36-hole competition. When players are playing rounds on multiple courses and a portion of the field plays the course each day, the tees should be left in the same location if the teeing ground is still in good condition. For par 3s and other holes where there may be a significant number of divots, the tees may be relocated slightly (typically within 1–2 yards) to give the players on the second day a more pristine area. When possible, move the markers up on one hole and back on another to balance the yardage.

### 3. Hole Locations

Many factors affect selection of hole locations. The first and most important is good judgment in deciding what will give fair results. Do not be tricky in locating holes. If you have any doubts about a hole location, it is probably better to look for another one.

Following are specific points:

- (a) Study the design of the hole as the architect intended it to be played. Know the length of the shot to the putting green and how it may be affected by the probable conditions for the day — that is, wind and other weather elements, condition of the turf from which the shot will be played, and holding quality of the putting green.
- (b) There must be enough putting green surface between the hole and the front and the sides of the putting green to accommodate the required shot. For example, if the hole requires a long iron or wood shot to the putting green, the hole should be located deeper in the putting green and further from its sides than should be the case if the hole requires a short pitch shot.

In any case, it is recommended that generally the hole be located at least four paces from any edge of the putting green. If a bunker is close to the edge, or if the ground slopes away from the edge, the distance should be greater, especially if the shot is more than a pitch.



*The hole location on each green is indicated in yards and the pacing is done from the front edge of the putting green to the hole and then from the nearest edge of the putting green to the hole on a perpendicular line.*

Consideration should be given to fair opportunity for recovery after a reasonably good shot that just misses the putting green.

- (c) An area two to three feet in radius around the hole should be as nearly level as possible and of uniform grade. In no case should holes be located in tricky places or on sharp slopes where a ball can gather speed. A player above the hole should be able to stop the ball at the hole.
- (d) Consider the condition of nearby turf, especially taking care to avoid old hole plugs that have not completely healed.
- (e) Holes should be cut as nearly on the vertical as possible, not plumb with the contour of the putting green.
- (f) There should be a balanced selection of hole locations for the entire course with respect to left, right, central, front and back positions. For example, avoid too many left locations with resulting premium on drawn or hooked shots or all par-3 holes with front right locations.
- (g) For a competition played over several days, the course should be kept in balance daily as to degree of difficulty. In a stroke-play competition, the first hole of the first round is as important as the last hole of the last round, and so the course should not be set up appreciably more difficult for any round — balanced treatment is the aim. An old concept of making the course progressively harder round after round is fallacious.
- (h) During practice days before a competition, locate holes in areas not to be used during the competition and which will not result in areas to be used being impaired by foot traffic.
- (i) Anticipate the players' traffic patterns. Locate holes for early rounds so that good hole locations for later rounds will not be spoiled by ball marks or players leaving the putting green.
- (j) In match play, a hole location may, if necessary, be changed during a round provided the players in each match play with the hole in the same location.

In stroke play, Rule 33–2b requires that all competitors in a single round play with each hole cut in the same position, but see the Exception and Note to that Rule.

When 36 holes are played in one day, it is not customary for hole locations to be changed between rounds, but there is no Rule that prohibits changing them. If they are changed, all players should be informed.

- (k) The person who cuts the holes should make sure that the Rules of Golf are observed, especially the requirements that the hole not exceed 4 1/4 inches in outer diameter and that the hole-liner be sunk at least one inch below the putting green surface.
- (m) If the club has the capability to do so, the hole should be painted white from the top of the hole-liner to the top of the hole. This enhances visibility of the hole for the players.

In the USGA's three Open championships, the USGA selects the four hole locations on each putting green which it considers the four best championship locations, taking into account that a different section of the putting green should be used each day. Selection of the four hole locations is usually done well before the championship.

The four selected locations are rated 1 through 4, with No. 1 being the most difficult, No. 2 being the second most difficult, and so on. Each location is then pinpointed by using yardage tapes, T-squares and pacing from the front of the putting green and from the nearest side of the putting green to the selected spot. Pinpointing is necessary so that a position can be located easily when the time comes to use it.



*Some of the equipment used to determine hole locations in USGA championships.*

The next step is to decide which of the four locations to use each day. In making this determination, the principles in Section 7; Parts 3f and 3g are followed, i.e., a balance is sought with respect to difficulty, front and back locations and left and right locations. With regard to difficulty, balance is achieved if the total of the 18 ratings is as near as possible to 45.

The final step is to develop a chart containing the location for each hole in each round, i.e., a master plan. This is usually finalized two days before the start of a championship. This method ensures that a balance will be achieved each day and, although the preliminary work requires considerable time, it makes the job easy during the long and hectic days of the championship. The USGA will provide a sample of a hole location chart on request.

If heavy rain is expected, the Committee would be well advised to abandon the master plan and locate the holes where puddles of water are least likely to accumulate. Occasionally, such action can save the day in stroke play, because Rule 33–2b states that in stroke play all competitors in a single round must play with each hole cut in the same location. If the Committee is unfamiliar with the course, they should consult with the superintendent and head professional to determine which holes are most like to puddle heavy rains.

At the time that hole locations for the championship are selected, hole locations for the practice rounds should be pinpointed and made known to the golf course superintendent. Practice-round hole locations should be at least 15 feet from any hole location selected for the competition and, if possible, a different section of the putting green should be used each day so that players can get a good feel for the course.

At the U.S. Amateur and U.S. Mid-Amateur Championships, two courses are used in the stroke-play portion of the competition. Players play one course on the first day and the other on the second day. In order to ensure that all players play the same course, the hole locations are not moved between the two days. At the start of day 2, it is important to inspect the holes for damage and to repair them as best as possible. In rare cases the hole may have to be relocated slightly. In selecting hole locations for these rounds, care should be given to ensure that there is ample room to move the hole if needed.

A Hole Location Sheet which informs the players of these locations should be provided at the first tee to all players.




*Ideally, the putting green is mowed prior to the new hole being cut.*



## Section 8 ON-COURSE ADMINISTRATION

### 1. The Rules of Golf



Any competition should be conducted in strict conformity with the Rules of Golf. The Committee should always have on hand a supply of current USGA “Rules of Golf” books, which can be obtained from the USGA. Another essential tool is the publication, “Decisions on the Rules of Golf,” which contains interpretations of the Rules. New editions of the “Decisions on the Rules of Golf” are published every two years.

Participants in a competition are keenly conscious of the spirit in which it is conducted. There is no more certain way to injure the reputation of a competition than by lax management. It may be difficult and unpleasant to be punctilious in enforcement of the Rules, but it is a rare golfer who does not prefer to compete in a

well-run event. Players are quick to recognize the official who makes use of his position to watch play or to inflate his own sense of importance. Authority should be exercised for the sole purpose of helping to ensure that a competition will be fairly played under sporting conditions.

Rule 33-7 states in part:

“A penalty of disqualification may in exceptional individual cases be waived, modified or imposed if the Committee considers such action warranted.”

It is emphasized that this authority should be exercised only in exceptional cases, of which there are few, and only by the Committee as a whole. An individual member of the Committee has no such authority.

### 2. The Starter

A small tent or an umbrella table should be installed on or near the first tee(s) (i.e., if play is starting on the first and tenth tees) for use by each Committee member appointed to serve as a starter. It is helpful if each starter is knowledgeable about the Rules of Golf because questions will be asked at the starting tee(s).

Each starter should be furnished with the following:

- (a) A table, if a tent is used, and a few chairs.
- (b) Starting time and groupings sheets.
- (c) Score cards and pencils.
- (d) A supply of the Notice to Players.



*It is helpful if each starter is knowledgeable about the Rules of Golf.*

- (e) Conditions of the Competition if not contained in the Notice to Players.
- (f) A List of Conforming Golf Balls, if it is a condition that a ball on the List must be used.\*
- (g) A List of Conforming Driver Heads\*
- (h) Hole location sheets.
- (i) Entry blank of competition being played.
- (j) An atomic clock.
- (k) Trash basket.
- (l) Megaphone or P.A. System.
- (m) Water cooler.
- (n) Tees.
- (o) Permanent markers (at least 3 different colors).
- (p) Slope Charts, if it is a handicap tournament.

\* Because these lists can be quite large, the Committee may wish to have a computer available on site where the files are accessible to resolve any questions.

In match play, score cards are not required. However, the USGA requests that a card be kept in its match play competitions so that estimated scores can be furnished to spectators and the news media. The player with the honor in each match is asked to record the scores and return the card to the scoreboard upon conclusion of the match. When a referee is assigned to a match, it is the referee’s responsibility to keep the score card.

In stroke play, score cards should be prepared in advance. Rule 33-5 states in part:

“In stroke play, the Committee must provide each competitor with a score card containing the date and the competitor’s name.”

Having more than one competitor or side’s scores recorded on a single card is not permitted under the Rules of Golf.

In stroke play, assuming that competitors will serve as markers for one another, the starter should introduce himself to the competitors and distribute the cards to them, making sure that no competitor receives his own card. For example, if A, B and C are grouped together, it would be appropriate for A to receive B’s card, B to receive C’s and C to receive A’s. If the cards are so distributed to A, B and C, it is suggested that, if A, B and C are grouped together in a subsequent round, A should again serve as marker for B, and so on.



*A fully equipped starter’s box.*

The starter should issue to each player a copy of the Notice to Players and Hole Location Sheet, and call attention to any conditions not contained in the Notice to Players.

When possible the first tee should be roped off and a starter's tent installed within the ropes so that the starter can perform his duties without interference.

It is suggested that the starter be as brief as possible in announcing players. In match play, the starter might simply say: "Ladies and gentlemen, this is the 9:20 match (or Match No. \_\_\_\_). Tom Jones, Atlanta, Georgia, has the honor. Play away, please." After Mr. Jones drives: "From Tucson, Arizona, John Smith."

In stroke play, it would be appropriate to announce a group of three as follows: "Ladies and gentlemen, this is the 8:06 starting time (or Group No. \_\_\_\_). From Los Angeles, California, Ed Farmer. Play away, please." After Mr. Farmer has driven: "From Chicago, Illinois, Bill Barnes." After Mr. Barnes has driven: "From Boston, Massachusetts, Ted Harris."

### 3. Reception of Score Cards

In stroke play, it is important to appoint a responsible person or persons to receive competitors' score cards when they finish their rounds. Since a competitor is subject to severe penalty if he signs for an incorrect score or fails to sign his score card, the Committee should provide an area where competitors will be protected from all outside interference from the time they leave the 18th green until they finish checking and signing the score cards. The ideal setup is to rope off the 18th green and install a tent or an umbrella table within the ropes.

A scorer's tent should be furnished with a six-foot table, chairs to accommodate the official and the competitors in each group, and a water cooler.

The routine for the official in the scorer's tent should be as follows:

- (a) Ask each competitor to check his scores hole by hole.
- (b) Make certain that both the competitor and his marker have signed each score card.
- (c) Suggest to competitors that they wait at the reception table until the official checks the score cards.
- (d) Ask competitors if there are any Rules questions or if a second ball was played under Rule 3-3 or Rule 20-7c.

Rule 6-6b states in part:

"After completion of the round, the competitor should check his score for each hole and settle any doubtful points with the Committee. He must ensure that the marker or markers have signed the score card, sign the score card himself and return it to the Committee as soon as possible."

The Committee needs to establish when a score card is considered returned. A Decision on the Rules of Golf clarifies this situation:

### 6-6c/1 When Score Card Considered Returned

**Q.** Rule 6-6c prohibits alterations to the score card "after the competitor has returned it to the Committee." When is a score card considered returned?

**A.** This is a matter for the Committee to decide and it will vary depending on the nature of the competition. The Committee should designate a "scoring area" where competitors are to return their score cards (e.g., in a tent, a trailer, the golf shop, by the scoreboard, etc.). When it has done so, Rule 6-6c should be interpreted in such a way that a competitor within the "scoring area" is considered to be in the process of returning his score card. Alterations may be made on the score card even if the competitor has handed the score card to a member of the Committee. He is considered to have returned his score card when he has left the scoring area.

Alternatively, the Committee may require a competitor to return his score card by placing it in a box and thus consider it returned when it is dropped into the box, even if he has not left the scoring area.

If the Committee elects to start players from the first and tenth tees, it will be necessary to set up scorers' tents at the ninth and eighteenth greens.

### 4. Observing Play; Decisions

The Rules of Golf define a referee as:

A "referee" is one who is appointed by the Committee to decide questions of fact and apply the Rules. He must act on any breach of a Rule which he observes or is reported to him.

**Exception in match play:** Unless a referee is assigned to accompany the players throughout the match, he has no authority to intervene in a match other than in relation to Rule 1-3, 6-7 or 33-7.

If feasible, the Committee should station a number of referees on the course to observe play, be available to give rulings and otherwise assist players. Obviously, anyone assigned to the course as a referee should be knowledgeable about the Rules.

Referees should carry the following when officiating:

- (a) Starting times and groupings sheet.
- (b) Identification badge.
- (c) "Rules of Golf" book.
- (d) "Decisions on the Rules of Golf" book.
- (e) Notice to Players sheet.



*A Walking Referee*

- (f) Score card and pencil.
- (g) Watch.
- (h) Tape or string for measuring purposes.
- (i) Pace of Play policy and timing sheets
- (j) Air horn.
- (k) Radio.
- (l) Rain suit.
- (m) Umbrella.
- (n) Sunscreen.
- (o) Insect repellent.



*A USGA referee keeps the official score card in match play.*

In the three U.S. Opens, a referee is assigned to accompany each grouping. In addition, there are several “rovers” in carts, each assigned to a specified number of holes. Each referee is furnished with a radio and is requested to call a rover for assistance, if they are in doubt.

It is unrealistic to expect that many competitions will be as well staffed with officials as the three Opens. However, a player is entitled to a ruling and, at the very least; the Committee should appoint someone to be present at the competition site to resolve Rules questions. In the case of many club competitions, this may be the club golf professional.

When a referee is present on the course, either by chance or assignment, he is only a representative of the Committee. As such he has definite obligations, but they will vary greatly between match-play and stroke-play competition.

In match play without an assigned referee, involvement in the outcome of any particular match is entirely restricted to those playing in it, and since the players involved are present to protect their interests, there is no reason for a referee to intervene in any Rules infractions he may observe, unless there is reason to believe that the players are in breach of Rule 1-3 (Agreement to Waive Rules), Rule 6-7 (Undue Delay; Slow Play) or Rule 33-7 (Disqualification Penalty; Committee Discretion). His presence on the course is mainly to be of assistance to the players in the event of a claim (Rules 2-5 and 34-1a and Rule 34-3). When a claim has been presented to a referee on the course, his handling of the situation will depend upon the authority granted to him by the Committee and upon the exercise of his own judgment. A Committee may wish to grant the referees unlimited authority to represent the Committee by making final decisions or it may wish to limit this authority. This is an issue on which a clear decision must be made in advance. However, regardless of the authority extended to individual referees, when in doubt they may wish to obtain action from the full Committee. Such action must be arranged for immediately, unless the players involved are willing to continue with their match subject to a later decision. However, deferring a decision should be resorted to only under extraordinary circumstances, since it is a principle of match play that when possible, both sides are entitled to know the status of the match at all times.

In stroke-play competition, the position of a referee on the course is wholly different. Now every competitor has direct interest in the play of all other competitors. Since only those competitors playing in a given group can represent the interests of the absent competitors, it becomes the obligation of every referee also to represent the interests of the remainder of the field. Thus, the referee must act on any probable breach of the Rules he may observe. This may be accomplished by immediately questioning the competitor about his procedure. Also, the referees on the course will be called upon to make decisions, and they should be handled as they are for match play, except the need for immediate decision is less urgent.

## 5. Pace of Play

Slow play is the single most perplexing problem in the game of golf. A slow player at the start of the field can ruin the day for all the players behind him. In the interest of all, players have an obligation to play at a reasonable pace. Accordingly, some members of the Committee assigned to the course should be given the additional duty of monitoring the pace of play and applying penalties for slow play, if necessary.

Rule 6-7 governs in the event of slow play. It provides: “The player must play without undue delay and in accordance with any pace of play guidelines that the Committee may establish.” The penalty for breach of Rule 6-7 is loss of hole in match play and two strokes in stroke play; for repeated offense, disqualification.

However, Note 2 under Rule 6-7 states:

For the purpose of preventing slow play, the Committee may, in the conditions of a competition (Rule 33-1), establish pace of play guidelines including maximum periods of time allowed to complete a stipulated round, a hole or a stroke.

In match play, the Committee may, in such a condition, modify the penalty for breach of this Rule as follows:

- First offense – Loss of Hole;
- Second offense – Loss of Hole;
- For subsequent offense – Disqualification.

In stroke play only, the Committee may, in such a condition, modify the penalty for breach of this Rule as follows:

- First offense — One stroke;
- Second offense — Two strokes;
- For subsequent offense — Disqualification.

Regardless of whether a Committee adopts Note 2, Pace of Play Guidelines should be published and distributed to all players in the competition. These guidelines should include maximum periods of time allowed to complete a stipulated round, a hole and/or a stroke.

An example of the procedure used by the USGA for all of its amateur championships in the event of slow play is reflected in Appendix H.





*Referees should be very familiar with the golf course (i.e., position of water hazards, location of boundaries, unusual situations) prior to officiating.*

When a ruling or some other legitimate delay occurs which causes the group in question to lose its position, that group is expected to regain its position within a reasonable period of time.

## 6. How to Act as a Referee Assigned to a Match

### a. General

Unlike many games, golf is seldom played with referees that are assigned to a match. Consequently, the opportunity for officiating in that capacity is limited, and few people are fully qualified to serve as referees in match play.

Since the principal duty of a referee is to decide questions of fact and apply the Rules of Golf (see Definition of “Referee”), the manner in which he performs his duties can have a substantial effect on the result of a match. It is not sufficient that he render a correct decision when appealed to; he must also, at all times, be sufficiently alert to observe accurately and to interpret correctly all the events that may occur during a round. Golf being a perverse game, the careless referee can be certain that the moment when his attention is relaxed will be the same moment when some difficulty will arise.

Furthermore, there is the delicate matter of the manner in which a referee performs his duties to observe and to interpret. Golf is sometimes played under considerable nervous tension, and maintenance of a proper degree of concentration is important. Brusque or officious handling of a situation can magnify the effect of a penalty far beyond the penalty itself. It is important to sense when to talk to a player and when to be silent.

Obviously, a referee must understand thoroughly what he is doing. He is assigned to a match for the purpose of helping to ensure that it will be fairly played under sporting conditions.

Let us begin on the first tee and consider rulings that may confront a referee during match play. (The special situations of refereeing in stroke play will be considered later.)

### b. Before Play Begins

The procedure for a referee before a match will depend a great deal upon the experience of the players. If both are seasoned veterans who have often played before large galleries and in matches with referees, it is usually sufficient to ask each player to identify the ball he will be using and whether he has counted his clubs; the referee should note the brand of ball of each player and the distinctive mark used by each player to identify his ball.

If the players are inexperienced, it is a good idea to remind them of the duties of a referee,

principally that he has not been assigned just to impose penalties, but rather to be of assistance to the players, and that they should call on him whenever they may be doubtful as to the correct procedure. When players are not accustomed to playing before a gallery, especially a large gallery, it is well to ask them to call upon the referee whenever the actions of the gallery may disturb them.

When many of the players are likely to be unfamiliar with match play, it may be wise to have an experienced official meet them on the practice putting green before their first match to discuss the differences between match play and stroke play. The referee with the match should also attend this brief meeting so that he can meet the players.

Identification of the player’s ball can become very important, and the referee should not depend wholly upon the player to decide this question of fact. There should be no chance for confusion either between the balls in the match or with a ball outside the match. One of the most important times to guard against confusion is when a player puts a provisional ball into play. The referee should ask whether the player will be able to identify the two balls. There should be no difficulty in obtaining the cooperation of players since a ball that a player is unable to identify becomes a lost ball (see Definition of “Lost Ball”).

The referee may also want to remind players to make any concessions clearly and speak loud enough for all to hear. Reminding the players to speak with the referee before lifting a ball when they might think they had breached a Rule that had a loss of hole penalty associated with it is also a good idea.

### c. The Observer

In an important match, the services of an alert observer are indispensable to the referee.

Before the match, the referee should reach an understanding with his observer (see Definition of “Observer”), if one has been appointed. Usually it is best for the observer to work ahead of the match as much as possible. The referee should stay close to the players at all times; he should be readily available to answer questions and to check on such matters as the purpose for which a second ball may be played.

By stationing himself in the area where the ball may be expected to come to rest, an observer will be in a position to determine questions of fact which the referee, from his position near the players, could not hope to decide. For example, it is always useful to know before going forward whether a player’s ball is out of bounds or in a water hazard. Only an official can properly determine such facts. (On a close question of out of bounds, it can be helpful to stretch a tape measure, string or gallery rope between posts or stakes, on their inside faces near the ground.) There is the very important question of knowing whether a ball was still in motion when deflected by some such outside agency as a spectator (Rule 19–1) and, if so, whether such a deflection was deliberate (see Note following Rule 19–1) or whether it had come to rest and was moved by an outside agency (Rule 18–1). If it was moved when at rest, there is the further question of knowing the spot from which it was moved.

Since the play of each ball should be observed, when both players are in difficulty on opposite sides of the hole it is desirable for the observer to station himself by one of the

balls if possible. Preferably, he should watch the ball to be played first, so that he may have the opportunity to resume his normal position ahead of play.

When there is a large gallery, an observer can perform other duties by placing himself ahead of the play. To help ensure fair play, it is a duty of a referee to guard against any possible interference by spectators. Such interference occurs most frequently around the putting green. An observer can be of great assistance by moving spectators away from places where a ball may go, asking spectators to be alert and prepared to stand up before shots are played to the green, and in guarding a ball which may have gone into the gallery. Very often an observer is in a better position than the referee to work with the marshals to obtain proper control of the gallery. If the match in front of this match has a large gallery, the observer can assist in ensuring that the spectators with that match clear the area promptly to allow the players to play.

#### **d. On The Tee**

When play begins, and on each tee thereafter, the referee should station himself in a position to determine whether players have teed within the limits of the teeing ground. Should an opponent require the player to replay, and the claim be disputed, it would create a difficult situation for the referee if he did not know whether or not the ball had been properly teed. Although a referee cannot initially instruct a player to play from within the limits of the teeing ground, there is no reason for him to watch a player tee and play his ball from outside the limits without giving him some such warning as "Your ball is a little ahead of the markers."

This brings up the question of the referee's ethical position when he sees a player about to commit an infraction of the Rules. As has been said, a referee is assigned to a match for the purpose of ensuring that it will be played under sporting conditions. The referee does not have the authority to prevent a willful breach of the Rules, but he certainly does have both the right and the obligation to advise the players with respect to the Rules. To be sure, ignorance of the Rules is no excuse, and it may be argued that the player who does not know the Rules should be penalized, but it would be contrary to the spirit of fair play that pervades golf should a referee fail to inform a player of his rights and obligations under the Rules and then call a penalty for a breach he could have prevented. The referee who tries to help players avoid infractions cannot be accused of favoring one player against the other, since he is still performing his duties impartially.

The following are a few of many examples of situations and the suggested procedure to which this policy might be applied:

- (1) Lifting a loose impediment in a hazard: The referee should advise the player that his ball is in a hazard.
- (2) Improper dropping procedure: The referee should call attention to what the player is doing wrong.
- (3) Play of a second ball without stating the purpose: The referee should ask the player if it is his intention to play the ball provisionally.
- (4) Incorrect order of play in foursomes: The referee should ask the player if he is playing in correct order.

One final suggestion for tee procedure: If the gallery is out of position ahead of play or if there is noise or movement that might disturb the players, the referee should stand between the player's ball and the hole. This will serve to stop play until satisfactory conditions have been restored and will place the referee in good position to command the attention of the marshals and gallery for the purpose of giving them any necessary instructions. (On the putting green, if it is not practical for the referee to take such a position, he should speak first to the player who is about to play, warning him of his intention to speak to the gallery.) Generally speaking, it is a duty of the referee to help prevent any interference with play by the gallery, and he should not hesitate to stop play and address the gallery whenever it is disturbing the players or in the event of an exhibition of excessive partiality.

#### **e. Determining Who is Away**

In general if the players decided between themselves who is away, the referee should not get involved. Only if they are not sure or it is obvious that they are incorrect in their decision should he intervene.

Play having left the tee, the referee should proceed to a position between the two balls, arriving there ahead of the players in order to save time by deciding which ball is away before they are ready to play. There are many methods of deciding which ball is away. One of the simplest is to approach the two balls on a line to the hole midway between both balls.

Around the putting green, the order of play can be of great interest to the players. Again, to avoid delay, the referee should arrive at the putting green ahead of the players, and if there is any doubt he should proceed at once to the hole to see who is away. If the matter cannot be determined visually, the distance to each ball should be paced off. To resolve any further doubt, the referee should be equipped with a tape for accurate measurements. For short distances the flagstick may be used, but there is less danger of doing damage to the putting surface by the use of a tape. In any case, measurement should, if possible, be made just to one side of the line of the player's putt.

Whenever it is impractical to decide which ball is away anywhere on the course, the matter should be determined by the tossing of a coin.

#### **f. Being in Position to see Ball Played**

After the tee shot, one of the very important questions of fact which may confront a referee



*The referee (or an observer) should always be in a position to have a clear view of the ball before and after address.*



*One of the more common Rules to interpret is who is away.*

is whether a ball has been moved by the player. To determine this, the referee (or his observer) should always be in a position to have clear view of the ball before and after address. Golf being the kind of game it is, a referee is not likely to have occasion to call a penalty, but he may very well have opportunity of protecting the player by determining that his ball had merely oscillated and returned to its original position. In such a case, the referee will have served the interests of fair play by his alertness.

#### ***g. Improving the Lie***

The application of Rule 13-2 always presents a difficult problem for the referee. If a player has improved his lie by smoothing out irregularities, as in sandy soil, or by moving anything such as grass, the referee has no choice and must call a penalty. It should be noted that Rule 13-2 permits grounding the club only lightly. Thus, the scraping away of sandy soil as the club is moved back for the stroke may constitute a breach.

Occasionally, a player may be careless in his observance of this Rule. If there has been no breach, the wise referee will caution the player and so minimize the possibility of having to call an infraction later. The referee can accomplish this by pointing out to the player that although no breach has occurred, he wants to assure himself that the player is familiar with the Rule. There are other situations in which the referee may not wish or may not have opportunity to caution a player during play but, as a matter of protection, he may wish to do so later. This procedure obviously can be followed only when it is the judgment of the referee that no infraction has taken place.

Rule 13-2 can create another headache for the referee when the ball has found its way into bushes or small trees. Here the referee must determine how much the player may

disturb the interfering growth in the process of fairly taking his stance to play the stroke. Generally speaking, the referee can be guided by the principle that anything occupying the space in which the player wishes to stand may be moved to one side but not stepped upon or moved more than necessary for the player to take his position. The referee should watch the player and guide him in his actions.

#### ***h. In a Hazard***

Another challenge for the referee occurs when he must decide whether a player has touched the surface of the ground or water with his club or otherwise before playing from a bunker or water hazard. It is difficult to inflict a penalty when the contact with the soil has been so slight that the player could not have gained any advantage. However, Rule 13-4b is specific in stating that the ground must not be touched. If the referee observes a few grains of sand fall from the top of a sandy ridge in the bunker, he may assume that it was caused by the motion of the air and not the club; but if the backward movement of the club leaves any mark upon the ground, it is clear that a breach has occurred.

#### ***i. On the Putting Green***

On reaching the putting green, the referee should select a position from which he can watch the play without interference to the gallery. The referee should not go onto the putting green unless it is required to perform his duties. Though the referee's presence at the putting green is essential, the gallery does not always appreciate this and resents his being in the way.

More decisions are likely to be required on the putting green than on other parts of the course. If a ball has been displaced, the referee should locate the spot from which it has been moved. When a ball is lifted due to interference with play, the referee should assure himself that it is correctly replaced. A possible difficulty here is the player's failure to measure over from a ball-marker placed to one side of the location of the ball. When a ball mark is repaired by a player, the referee should be sure that it is a ball mark and that the repair does not extend beyond the damage made by the impact of the ball. The referee must watch to see that players do not touch the lines of their putts except for the removal of loose impediments or movable obstructions, or to repair ball marks or to lift the ball. When a ball stops on the lip of the hole, the referee may have to decide, first, whether it overhangs the edge of the hole, and second, whether the player has used the allowable "ten seconds" to determine whether the ball is at rest. If the ball falls in after the ten-second period has expired, the player incurs a penalty stroke — Rule 16-2.

One especially difficult situation on the putting green relates to the concession of putts. Important matches have been lost when a player, after missing a putt for a win, removes his ball from near the hole without holing out and without concession by the opponent. In such a case, the referee should make certain whether the putt has been conceded.

#### ***j. Handling Awkward Situations***

Sooner or later every referee is certain to be faced with an awkward situation. Aside from the use of tact and good judgment, there is no formula for him to follow. A few suggestions may be helpful, however.



In the first place, be firm and positive, but take plenty of time. It is always wise to consult the “Rules of Golf” book. A referee without pants is better equipped than a referee without a “Rules of Golf” book. Even if the referee is certain of the Rule, it will help to let the players read it. Frequently, in reaching a decision, the intention of the player can be of first importance. Before any discussion can develop, the first order of business often should be the determination of this fact. To inquire about the player’s intention can be very useful as a routine approach to any questionable action, as, for example, if the player should appear to test the depth of sand in a bunker or to touch the line of his putt when there are no visible loose impediments to be removed.

Finally, there are the difficult questions of fact raised by casual water and interference by an obstruction. To be deemed casual water, a temporary accumulation of water must be visible on the surface of the ground before or after the player takes his stance, under normal pressure of the player’s weight. As for interference by an obstruction, the interference must be physical for the player to invoke the Rule. The Rule is not intended to cover mental interference or interference established by wild contortions.

### k. Stroke Play

With two important exceptions, the procedure a referee should follow for stroke play is very similar to that for match play. He should work with his observer, follow play, and call penalties with the same alertness as for match play. He is equally interested to ensure that the part of the competition for which he is responsible is fairly played under sporting conditions. He should feel no reluctance to call penalties even though other competitors without referees may not be subjected to the same critical examinations as those in the group for whom the referee is responsible. All those in contention for the championship probably will be playing with referees assigned to their groups.

The first adjustment a referee must make in covering stroke play concerns the difference in the Rules for match play and stroke play. If a referee does not know the Rules well enough to be familiar with these differences, he should not be assigned to officiate. Therefore, there is no need to do more than mention a few of these differences. In stroke play, a stroke must be replayed if the ball is not played from within the teeing ground; determination of the order of play becomes less important; concession of putts is eliminated; and the play of every hole must be completed, etc.

The second important point of difference in stroke play in relation to match play is that the referee is not burdened with an absolute necessity of reaching all decisions on the course. By having the competitor take advantage of the right in stroke play to complete the play of a hole with two balls (Rule 3–3); the referee is in a position to pass the burden of making a sticky decision to the Committee in charge of the competition. It is for this reason that the Rules give the Committee the right to limit a referee’s duties in stroke play (Rule 33–1). The Committee may even wish to go further and to retain for itself the right to make all decisions. This might be done if the Committee questions a referee’s knowledge of the Rules, or if inability to provide referees for all leading competitors may raise the issue of inequality of supervision, or when the principal reason for having a referee may be to expedite play and handle galleries. In such instances the duties of a referee may be limited to the determination of facts; his procedures with respect to infractions of the Rules are restricted to calling them to the attention of the competitor. Any further

limitation of the duties of a referee would be tantamount to the elimination of his position as a referee.

One final word of caution to referees, when in charge of a play-off for positions in a qualifying round, a referee should not overlook that it is conducted under stroke-play Rules, even if only two competitors are involved.

## 7. Inclement Weather

No one can be involved very long in the administration of golf competitions without encountering weather problems. It is a rare thing for the USGA to go through a championship season without having to suspend play multiple times due to bad weather.

Committees should be prepared for inclement weather. The USGA “Hard Card” found in Appendix E defines how the USGA alerts players that play has been suspended by means of an air horn. It is suggested that the Committee establish some means by which players can be alerted when the Committee has decided to suspend play.

A competition need not be suspended simply on account of rain, unless the rain is so heavy that it would be unfair to require players to continue. In any event, if rain is of sufficient intensity to present an unfair condition, normally it would take little time for casual water to accumulate around a hole on at least one putting green. Occasionally enough water will accumulate on the fairways that players taking relief for casual water must move a significant distance. When these conditions occur, the Committee would be remiss if it did not consider the course unplayable and suspend play.

If rain is not of sufficient intensity to present an unfair situation, but heavy enough to cause casual water around a hole, in match play the Committee may relocate the hole if a suit-



*A squeegee crew hard at work – the faster the water is removed, the sooner play may be resumed.*

able area not under water could be found, and then resume play. However, in stroke play it is not permissible to relocate a hole unless it is severely damaged — see the Exception under Rule 33-2b. Accordingly, play cannot be resumed until the casual water problem is resolved.

Squeegees can often save the day when the putting greens puddle up. After a heavy rain, casual water can remain on some putting greens for a considerable period of time if nothing is done to remove it. A good squeegee crew, however, can usually remove the casual water in a few minutes. Thus, the Committee should ensure beforehand that a generous supply of squeegees is available and that the golf course superintendent has organized a crew to put them to use.



*A Rules Official signaling a suspension of play.*

It is important that the Committee be alerted if there is lightning in the area. In this regard, the services of a meteorologist should be sought. The Committee should do everything possible to protect players from lightning. There are a number of lightning detection devices available on the market in addition to computer software packages and internet services that predict and forecast lightning.

The USGA recommends the following condition (the Note under Rule 6-8b) be in effect for all competitions to encourage everyone on the course to seek shelter from lightning or other dangerous situations:

Rule 6-8b governs when play is suspended by the Committee. It states:

When play is suspended by the Committee, if the players in a match or group are between the play of two holes, they must not resume play until the Committee has ordered a resumption of play. If they have started play of a hole, they may discontinue play immediately or continue play of the hole, provided they do so without delay. If the players choose to continue play of the hole, they are permitted to discontinue play before completing it. In any case, play must be discontinued after the hole is completed. The players must resume play when the Committee has ordered a resumption of play.

A Note under Rule 6-8b, however, states:

The Committee may provide in the conditions of a competition (Rule 33-1), that, in potentially dangerous situations play must be discontinued immediately following a suspension of play by the Committee. If a player fails to discontinue play immediately, he is disqualified, unless circumstances warrant waiving the penalty as provided in Rule 33-7.

This condition is in effect for all USGA championships. The USGA recommends it for all competitions.

The USGA generally uses the following signals and recommends that all Committees do similarly:

**Discontinue Play Immediately:** One prolonged note of siren.

**Discontinue Play:** Three consecutive notes of siren, repeated.

**Resume Play:** Two short notes of siren, repeated.

If the Committee has been advised that a lightning storm is approaching the area, it should suspend play well before the storm is predicted to arrive to give players and spectators a chance to seek shelter and/or to return to the clubhouse. To assist players in such circumstances, the USGA organizes an evacuation procedure. This involves sending vans to various positions on the course in advance of the storm to transport players to the clubhouse when and if play is suspended. Of course, players should be advised in advance as to where the vans will be positioned. See Appendix J for a sample of a course evacuation plan from a USGA competition.

The USGA publishes a poster containing instructions on what to do when danger from lightning exists. It is suggested that Committees obtain copies and post them.

In addition to causing casual water problems on the greens, heavy rain storms will often cause casual water to accumulate in bunkers. If a puddle of casual water accumulates in the back of a bunker, there might be no dry ground in the bunker that is not nearer the hole than the puddle of water. When this occurs, under the Rules one reasonable alternative for a player whose ball lies in the casual water is to drop the ball behind the bunker under penalty of one stroke. Under the Rules this penalty cannot be waived so it is incumbent on the Committee not to resume play until a sufficient amount of the casual water has been removed to provide a place in the bunker, farther from the hole than the puddle, on which a player could drop his ball without penalty. It is suggested that the golf course superintendent be requested to have adequate pumps available to pump out casual water from the bunkers in the event such a problem occurs.

Rule 33-2d states in part:

If the Committee or its authorized representative considers that for any reason the course is not in a playable condition or that there are circumstances that render the proper playing of the game impossible, it may, in match play or stroke play, order a temporary suspension of play or, in stroke play, declare play null and void and cancel all scores for the round in question. When a round is canceled, all penalties incurred in that round are canceled.

It is important to note that the Committee has no right to cancel a round in match play. If the players in a match have completed, for example, six holes, they must resume play at the 7th tee. It is not permissible to cancel the round and replay the match in its entirety.

In stroke play, however, the Committee has the option of suspending play and resuming from where play was discontinued or cancelling the round and replaying it entirely.

There is no hard-and-fast rule as to when a Committee should suspend play and when it should cancel the round in stroke play. Generally, however, a round should be cancelled only in a case where it would be grossly unfair not to cancel it. For example, if some competitors begin a round under extremely adverse weather conditions which

subsequently worsen and further play that day is impossible, it would be unfair to the competitors who started not to cancel the round.

When the course becomes unplayable and play is discontinued, the Committee should keep open as many options as possible to maximize the chances of completing the competition on schedule.

For example, consider these facts:

- (a) The field for the first two rounds of a 72-hole stroke play competition is 156, with the field being cut to 60 competitors for the last two rounds.
- (b) Due to the size of the field, the first two rounds are normally not completed until shortly before dark.
- (c) In the second round, a thunderstorm occurs in the middle of the day, rendering the course unplayable.
- (d) The delay because of the storm makes it impossible to complete the second round on schedule.
- (e) If the storm were to pass over quickly, it might be possible with the aid of squeegees and pumps to get the course playable and resume play for a couple of hours.
- (f) If play could be resumed for a couple of hours, it would be possible to finish the second round the next morning, quickly make the draw for the third round and finish the third round on schedule.



*It is imperative that the Committee in charge of a competition works with the golf course superintendent to get the course playable after bad weather.*

In such circumstances, it would be inadvisable for the Committee to suspend play for the day as soon as the storm rendered the course unplayable. In doing so, the Committee would be foreclosing an option which, if retained, might result in being able to finish the competition on schedule.

Occasionally bad weather will make it impossible to complete a competition on schedule. A Decision in “Decisions on the Rules of Golf” provides the Committee’s options when this happens in a 72-hole stroke play competition:

### **33-1/2 Number of Holes of Stroke-Play Competition Reduced During the Competition**

**Q.** A 72-hole stroke-play competition is scheduled over four consecutive days. Eighteen holes are to be played each day. On the third day, all competitors finish the first nine holes but a number of competitors are still playing the second nine holes. At that point, the course becomes unplayable due to heavy rain and play is

suspended. The rain continues and it is impossible to resume play that day. What are the Committee’s options?

**A.** Under Rules 33-1 and 33-2d, the Committee has the following choices:

- (a) resume play the next day and finish the third round, and then play the last 18 holes that day or on a subsequent day,
- (b) cancel the third round, replay it on a subsequent day and then play the last 18 holes that day or on a subsequent day,
- (c) reduce to three the number of rounds of the competition and finish the suspended third round on a subsequent day, or cancel the third round and replay it on a subsequent day, or
- (d) cancel the third and fourth rounds and declare the leader after 36 holes to be the winner.

The third and fourth choices are undesirable. It is preferable not to reduce the number of rounds of a competition when the competition is in progress.

The Committee does not have the authority to reduce the number of holes of a stipulated round once play has commenced in that round.

If bad weather is anticipated and it may not be possible to complete a round of 18 holes, before play has started in that round, the Committee could establish that there are two 9-hole stipulated rounds being played. In this way, if all players complete 9 holes before the weather arrives, the competition could be reduced in length.



*The “Weather Warning” sign indicates that a lightning storm is approaching and that spectators should take cover.*





*It is important for the Committee in charge of a competition to work with the golf course superintendent to establish a maintenance schedule.*

## Section 9 COURSE MAINTENANCE DURING COMPETITION

The Committee should consult with the golf course superintendent regarding the maintenance schedule during the competition. In USGA championships, the fairways, tees (including the practice tee), collars and putting greens are cut daily. The putting greens are mowed each morning and may be double cut and/or rolled depending upon the desired speed. The practice putting green should be maintained like the in-play greens. The intermediate rough is mowed daily or every other day depending on the growth rate. The length of the primary rough is checked before the competition starts and is monitored throughout. It is mowed when deemed necessary.

Bunkers should be raked before each round, preferably by hand. Rakes should not have long, wide teeth because deep, wide furrows are to be avoided.

If play is to begin early, the golf course superintendent should be requested to drag the fairways with a hose to remove dew if they are not mowed in the morning. It is very helpful to early starters and results in early drying of the course.

If grass clippings or other debris have been piled in areas that might come into play, the Committee should ask the golf course superintendent to remove them prior to the start of the competition. Such clippings can cause Rules problems.

Divots should be filled daily on fairways and tees, especially par-3 tees. This task can be done by the grounds staff or volunteers with staff supervision. A mix containing sand and enough soil and/or peat moss should be used so that a firm fill is achieved. Care should be taken not to overfill divots in the fairways.

The grounds staff is key to presenting a well-conditioned golf course, especially during inclement weather. The equipment and manpower needed to accomplish this task must be decided upon before the competition begins.

## Section 10 MISCELLANEOUS ADMINISTRATIVE MATTERS

### 1. Accommodation of Early Start

If the Committee establishes starting times and the first starting time is early, the Committee should ensure that the golf shop, practice range and dining facilities are open early, preferably one hour before the first starting time.

### 2. Scoreboard

The Committee must arrange for a scoreboard and someone to operate it. If feasible, it should be located near the 18th green, but not in a place where it will come into play. As many players and spectators will gather around the scoreboard, it should be in a position where it will not disturb players putting on the 18<sup>th</sup> green. Preferably the scoreboard should not face the afternoon sun.

In stroke play, the USGA uses scoresheets designed to contain hole-by-hole scores and nine- and 18-hole totals for each competitor. Some Committees may prefer to post only nine- and 18-hole totals. In any case, a summary sheet on which competitors' scores are grouped according to score is recommended.

If the board is large, the scoreboard operator will probably need a light, movable ladder in order to print at the top of the board.

It is advisable to have an eave overhanging the top of the scoreboard to protect the board and the operator in case of bad weather. Also, the scoreboard should be equipped with a large sheet(s) of plastic in order to cover and protect the scoresheets at night.

Personnel must be employed to deliver score cards from the scorer's tent to the scoreboard. Young boys or girls, perhaps junior golfers, can usually be recruited.

### 3. Use of 3-by-5 Cards

If the General Numerical Draw is to be used in a match-play competition preceded by stroke-play qualifying — see Section 2; Part 3a — or if groupings for late rounds in stroke play are to be based on scores — see Section 2; Part 6 — it is suggested that the Committee should prepare for each competitor a 3-by-5 card containing the competitor's name, address and any other information the Committee may need, e.g., the competitor's handicap.

In this day and age, the use of computers is replacing the need for 3-by-5 cards. The cards may still be used by the scorer as a way to double-check score cards and scores on the scoreboard, but it is a lot easier and faster to do the next day's draw (either stroke play or match play) by computer. In case of a computer malfunction it is wise to have the 3-by-5 cards as a backup.

Arrange the cards in the order in which the Committee wishes players to start in the first round, with the card of the player selected to tee off first at the top of the stack, and so on. The cards can then be used in producing the first-round draw.

The 3-by-5 cards should then be turned over to the Committee member assigned to

the scorer's tent, i.e., the scorer. As the scorer receives the score cards for the first round, he should record the score of each competitor on his 3-by-5 card.

The order in which the 3-by-5 cards should be filed by the scorer after the first-round scores are recorded depends on the circumstances. If the groupings for the second round are to be the same as for the first, the cards should be kept in the original order.

However, if the format provides for an 18-hole stroke-play round to determine qualifiers for match play, or if the groupings for the second round of a stroke play competition are to be based on first-round scores, the 3-by-5 cards should be filed according to score, with the card of the lowest scorer filed on top, and so on. See Section 2; Parts 3a and 6 for the procedure when two or more competitors return the same score.

When the round is completed, the 3-by-5 cards should be checked against the summary board. If the cards and summary board are in agreement, the cards can then be used in producing the draw for the next round. The following will explain how the cards are used.

In stroke play, if the USGA method explained in Section 2; Part 6 is used, the order of play for the next round will be in accordance with the reverse order of the 3-by-5 cards, i.e., the bottom card will contain the name of the player who is to be first in the draw, and so on, with the top card containing the name of the player who will tee off last. Given this information, a typist can quickly produce a draw sheet.

In match play, the draw is a little more complicated. If, for example, there is to be one match-play flight of 64 and there is no playoff, the 3-by-5 cards of the 64 lowest scorers should be numbered 1 through 64, the numbers being based on scores, except that if the defending champion is exempt, his card should be the No. 1 card. When this has been done, arrange the cards by number as prescribed in the General Numerical Draw, i.e., No. 1 would be at the top of the stack, No. 64 would be next, No. 32 next, No. 33 next, and so on. The cards can then be used in top to bottom order in typing the draw, i.e., the top card will contain the name of the player who is to be first in the draw, the second card will contain the name of his opponent, and so on.

The Committee can proceed with the draw for match play, even if there is a tie for the last qualifiers' place and a play-off is to be conducted. For example, if 60 players have qualified for match play and seven players are to play off for the last four places, the Committee can include with the sixty (60) 3-by-5 cards of the qualifiers' four blank cards numbered 61 through 64. Preparation of the draw can proceed while the play-off is being conducted with positions 61 through 64 being left blank until the play-off is concluded.

As to the positions in the draw for the winners in the play-off, consider the situation in the next to last paragraph of Section 2; Part 7. In that example, A earns the 61st position, C the 62nd position and F the 63rd position. Either B, D or G would occupy the 64th position, depending on who wins the continuation of the play-off. (Appendix M contains a helpful sheet for officials involved with a play-off.)

## 4. Forecaddies and Marshals

It is advisable to station forecaddies in areas where there is a possibility of balls being lost. The forecaddies should be equipped with flags. Forecaddies should be given a basic set of signals to inform players and officials of the status of the ball. Some useful signals are shown in Appendix O.

If there is likely to be spectator interest, it would be well to arrange for a few marshals to accompany any group or match attracting a gallery. Marshals should be distinguishable, perhaps by wearing special hats. Each unit of marshals should be equipped with spans of rope to keep spectators well back of players playing approach shots and to keep them well away from the putting greens.



*Forecaddies use small flags to locate balls that stray from the fairway. The presence of forecaddies can have a positive impact on pace of play.*

## 5. Press Facilities

If representatives from the news media are expected, the Committee should provide them with a quiet, comfortable place in which to work.

The press area should be convenient to the 18th green, locker room and scoreboard. It should be equipped with tables and chairs and should have ample access to electrical outlets and telephones. Copies of the starting list, score cards, etc., should be available in the press area.

Still and television photographers should be accommodated so long as they do not interfere with play. Any restrictions on the movement of photographers on the course should be spelled out in writing and available in the press area.

## 6. Other Services

Following are other services which the Committee should consider:

- (a) Duplicating and making available starting time sheets, especially if spectator interest is expected.
- (b) Installing water coolers at certain tees for players, especially if hot weather is expected and there are few water fountains on the course.
- (c) Establishment of a players' bulletin board in the locker room. The board should contain groupings, conditions, Notice to Players and other information of interest.

## Appendix A

## 86th U.S. Amateur Public Links Championship

Qual. Score	First Round Wednesday, June 29	Second Round Thursday, June 30	Third Round Thursday, June 30	Quarterfinal Round Friday, July 1	Semifinal Round Friday, July 1
<b>(71–67) Corbin Mills, Easley, S.C.</b>					
(76–76) Greg O'Connor, Alpharetta, Ga.	Mills 4 and 2	Peterson 3 and 2	Mills 1 up	Mills 4 and 2	Mills 4 and 3
(77–71) John Peterson, Fort Worth, Texas					
(74–74) Peter Williamson, Hanover, N.H.					
(72–73) Talor Gooch, Midwest City, Okla.					
(82–68) Garrett Rank, Canada	Gooch 3 and 2	Shuart 2 up	Gooch 2 and 1	Vijarro 3 and 2	Vijarro 2 and 1
(75–70) Ben Geyer, Arbutle, Calif.					
(78–72) T.J. Shuart, Coral Springs, Fla.					
(72–72) Josh Anderson, Murrieta, Calif.					
(78–73) Minghao Wang, Alpharetta, Ga.	Wang 2 up	Vijarro 2 up	Vijarro 3 and 2	Vijarro 2 and 1	Vijarro 2 and 1
(79–68) Joon Heui Lee, Las Cruces, N.M.					
(74–75) Andrew Vijarro, Bend, Ore.					
(69–75) Devon Purser, Clearfield, Utah					
(74–77) Kevin Lee, Cerritos, Calif.	Lee 3 and 1	Hoadley 6 and 4	Hoadley 5 and 3	Ernst 3 and 2	Ernst 3 and 2
(76–71) Jed Dirksen, Hampton, Iowa					
(79–70) Robert Hoadley, Southern Pines, N.C.					
(73–70) Harris English, Thomasville, Ga.					
(77–74) Bryan Bergna, Riverside, Calif.	English 4 and 2	Kammann 19 holes	English 19 holes	English 1 up	English 2 and 1
(73–75) Scott Kammann, Baneberry, Tenn.					
(76–73) Alexander Moore, Richland, Wash.					
(72–73) John Thompson, Coconut Creek, Fla.					
(77–73) Peter Kyo Won Koo, Korea	Thompson 2 and 1	Erkenbeck 1 up	Erkenbeck 1 up	Erkenbeck 1 up	Erkenbeck 1 up
(73–73) James Erkenbeck, San Diego, Calif.					
(77–72) Scott Pinckney, Scottsdale, Ariz.					
(75–68) Paul McConnell, Garland, Texas					
(77–47) J.J. Holen, Castaic, Calif.	McConnell 2 and 1	Aikens 2 and 1	Aikens 4 and 3	Aikens 2 and 1	Aikens 2 and 1
(74–74) Taylor Smith, Covington, Ga.					
(75–74) Herbie Aikens, Pembroke, Mass.					
(72–73) Julian Suri, St. Augustine, Fla.					
(74–77) Eric Steger, Noblesville, Ind.	Steger 4 and 3	Spaun 3 and 2	Spaun 3 and 2	Spaun 3 and 2	Spaun 3 and 2
(76–70) J.J. Spaun, Los Angeles, Calif.					
(77–72) Sean Maekawa, Paauilo, Hawaii					

**FINAL**  
Sat., July 2  
Corbin Mills  
def.  
Derek Ernst,  
37 holes

## June 27 – July 2, 2011, Bandon Dunes Golf Resort, Bandon, Ore.

Old Macdonald  
Par: 34–37–71  
Yardage: 7,016

Bandon Trails  
Par: 35–35–70  
Yardage: 6,832  
Entries: 2,820

Semifinal Round Friday, July 1	Quarterfinal Round Friday, July 1	Third Round Thursday, June 30	Second Round Thursday, June 30	First Round Wednesday, June 29	Qual. Score
Randolph 5 and 4	Randolph 5 and 4	Randolph 4 and 3	Williams 1 up	Jonathan Randolph, Brandon, Miss. (70–71)	Jonathan Randolph, Brandon, Miss. (70–71)
Randolph 5 and 4	MacDonald 4 and 3	MacDonald 4 and 3	Miller 3 and 2	Alex Williams, Cornwall On Hudson, N.Y. (79–69)	Alex Williams, Cornwall On Hudson, N.Y. (79–69)
Randolph 5 and 3	Baek 3 and 1	Baek 5 and 3	Baek 19 holes	Maxwell Marsico, Las Vegas, Nev. (70–74)	Maxwell Marsico, Las Vegas, Nev. (70–74)
Ernst 6 and 4	Ernst 4 and 3	Ernst 19 holes	Ernst 5 and 3	Derek Ernst, Clovis, Calif. (70–75)	Derek Ernst, Clovis, Calif. (70–75)
Ernst 6 and 4	Miernicki 4 and 3	Miernicki 6 and 5	Miernicki 3 and 2	Chris Williams, Moscow, Idaho (72–72)	Chris Williams, Moscow, Idaho (72–72)



## Appendix B

### Starting Times for the First Two Days of a USGA Stroke-Play Championship (One Tee) — 156 Competitors

Thurs.	Fri.		Thurs.	Fri.	
7:00 a.m.	11:20 a.m.	Group 1	11:20 a.m.	7:00 a.m.	Group 27
7:10	11:30	Group 2	11:30	7:10	Group 28
7:20	11:40	Group 3	11:40	7:20	Group 29
7:30	11:50	Group 4	11:50	7:30	Group 30
7:40	12:00 p.m.	Group 5	12:00 p.m.	7:40	Group 31
7:50	12:10	Group 6	12:10	7:50	Group 32
8:00	12:20	Group 7	12:20	8:00	Group 33
8:10	12:30	Group 8	12:30	8:10	Group 34
8:20	12:40	Group 9	12:40	8:20	Group 35
8:30	12:50	Group 10	12:50	8:30	Group 36
8:40	1:00	Group 11	1:00	8:40	Group 37
8:50	1:10	Group 12	1:10	8:50	Group 38
9:00	1:20	Group 13	1:20	9:00	Group 39
9:10	1:30	Group 14	1:30	9:10	Group 40
9:20	1:40	Group 15	1:40	9:20	Group 41
9:30	1:50	Group 16	1:50	9:30	Group 42
9:40	2:00	Group 17	2:00	9:40	Group 43
9:50	2:10	Group 18	2:10	9:50	Group 44
10:00	2:20	Group 19	2:20	10:00	Group 45
10:10	2:30	Group 20	2:30	10:10	Group 46
10:20	2:40	Group 21	2:40	10:20	Group 47
10:30	2:50	Group 22	2:50	10:30	Group 48
10:40	3:00	Group 23	3:00	10:40	Group 49
10:50	3:10	Group 24	3:10	10:50	Group 50
11:00	3:20	Group 25	3:20	11:00	Group 51
11:10	3:30	Group 26	3:30	11:10	Group 52

### Starting Times for the First Two Days of a USGA Stroke-Play Championship (Two Tees) — 156 Competitors

Thurs. First Tee	Fri. 10th Tee		Thurs. First Tee	Fri. 10th Tee	
7:30 a.m.	12:30 p.m.	Group 1	12:30 p.m.	7:30 a.m.	Group 27
7:40	12:40	Group 2	12:40	7:40	Group 28
7:50	12:50	Group 3	12:50	7:50	Group 29
8:00	1:00	Group 4	1:00	8:00	Group 30
8:10	1:10	Group 5	1:10	8:10	Group 31
8:20	1:20	Group 6	1:20	8:20	Group 32
8:30	1:30	Group 7	1:30	8:30	Group 33
8:40	1:40	Group 8	1:40	8:40	Group 34
8:50	1:50	Group 9	1:50	8:50	Group 35
9:00	2:00	Group 10	2:00	9:00	Group 36
9:10	2:10	Group 11	2:10	9:10	Group 37
9:20	2:20	Group 12	2:20	9:20	Group 38
9:30	2:30	Group 13	2:30	9:30	Group 39
Thurs. 10th Tee	Fri. First Tee		Thurs. 10th Tee	Fri. First Tee	
7:30 a.m.	12:30 p.m.	Group 14	12:30 p.m.	7:30 a.m.	Group 40
7:40	12:40	Group 15	12:40	7:40	Group 41
7:50	12:50	Group 16	12:50	7:50	Group 42
8:00	1:00	Group 17	1:00	8:00	Group 43
8:10	1:10	Group 18	1:10	8:10	Group 44
8:20	1:20	Group 19	1:20	8:20	Group 45
8:30	1:30	Group 20	1:30	8:30	Group 46
8:40	1:40	Group 21	1:40	8:40	Group 47
8:50	1:50	Group 22	1:50	8:50	Group 48
9:00	2:00	Group 23	2:00	9:00	Group 49
9:10	2:10	Group 24	2:10	9:10	Group 50
9:20	2:20	Group 25	2:20	9:20	Group 51
9:30	2:30	Group 26	2:30	9:30	Group 52

## Appendix C

### Fourth Hole, Lower Course, Par 3, 194/162 Yards Baltusrol Golf Club, Springfield, New Jersey

Diagram of the 4th hole of the Lower Course at Baltusrol Golf Club, Springfield, New Jersey. Clearly the pond should be defined as a water hazard, but it is possible for a ball to cross the pond and roll back into it in the area marked "X." In such a case, if the player drops a ball behind the water hazard keeping the point at which the original ball last crossed the margin of the hazard between the hole and the spot on which the ball is dropped, he would be dropping in the trees to the left of the hole. This would be unfair. Accordingly, in USGA championships played at Baltusrol, a Dropping Zone is established at point Y. A Local Rule states that, if a player's ball is in the water hazard, he may, under penalty of one stroke, drop a ball on the area marked Dropping Zone.



## Appendix D

### Clarifications of Temporary Obstruction Rule

Temporary immovable obstructions (TIOs) are non-permanent artificial objects that are generally erected in conjunction with a competition. Examples of TIOs include tents, scoreboards, grandstands, television towers, lavatories and, if the Committee wishes to treat them as such, fans used to circulate air for agronomic purposes.

The Committee should take great care in placing these objects on and near the course so as to ensure minimal interference with play. However, because of their temporary nature, special relief procedures are available when a player has interference from a TIO.

The following diagrams illustrate the various relief procedures provided in the Local Rule for Temporary Obstructions found in Appendix I of the Rules of Golf.

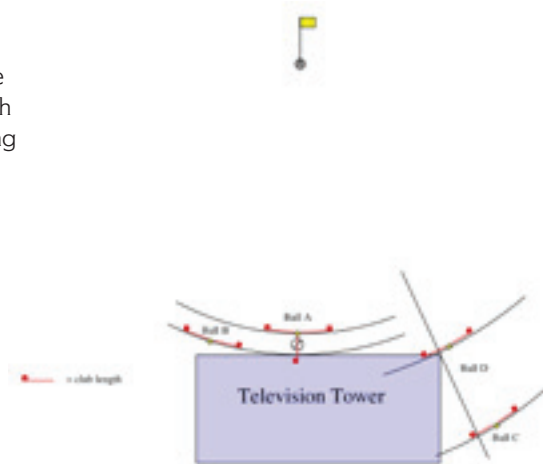
#### Diagram – 1 Defining “In front of” Clause II | Explanation

**Ball A** is within one club length of the TIO, but is “in front of” the TIO because the one club-length measurement must be made along the equidistant arc. Measuring in any other direction to determine if the TIO intervenes is prohibited. There is also no physical interference from the TIO. Thus, there is no relief under the Local Rule for Ball A.

**Ball B** is also “in front of” the TIO, but in this case the TIO physically interferes. Relief (nearest point of relief plus one club-length) is available – see Diagram 2.

**Ball C** has no physical interference from the TIO, but is within one club-length of where the TIO would intervene between the ball and the hole. Intervention relief (more than one club-length, but less than two) is available – see Diagram 2.

**Ball D** has no physical interference from the TIO, but part of the TIO within one club-length of the ball is in front of the ball. Intervention relief (more than one club-length, but less than two) is available – see Diagram 2.

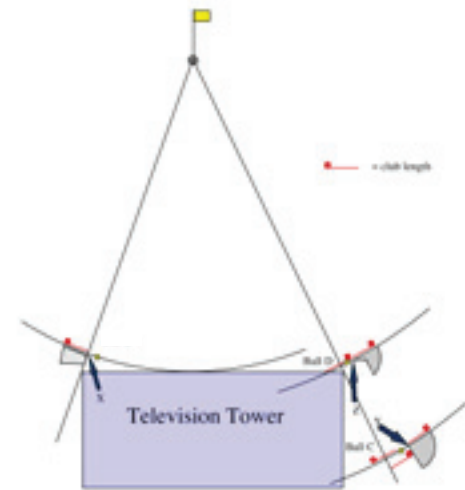


#### Diagram – 2 Illustrating Relief for Balls B,C and D from Diagram 1 Clause III (a) | Explanation

**Ball B** – Point X is the point nearest to where Ball B originally lay that is not nearer the hole and not in a hazard that provides relief from the interfering TIO. The ball must be dropped within one club-length of X as represented by the shaded area. Although in this case Ball B had only interference from the TIO and not intervention, it is important to note that when taking relief under this Local Rule any point of relief (in this case the shaded area) must provide relief from interference as defined in Clause II, which includes intervention. That is why the shaded area is somewhat irregularly shaped.

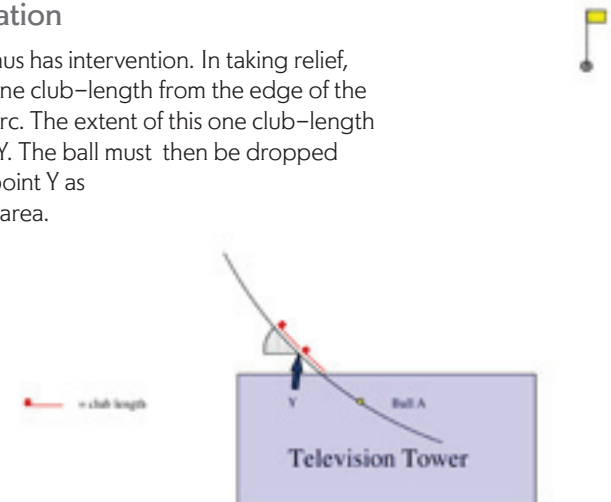
**Ball C** – Point Y is one club-length from where intervention would exist along the equidistant arc. The ball must be dropped within one club-length of Y as represented by the shaded area.

**Ball D** – Point Z is one club-length from where intervention would exist along the equidistant arc. The ball must be dropped within one club-length of Z as represented by the shaded area.



#### Diagram – 3 Ball “in, or under” TIO Clause III | Explanation

**Ball A** is “in” the TIO and thus has intervention. In taking relief, the first step is to measure one club-length from the edge of the TIO along the equidistant arc. The extent of this one club-length arc is represented by point Y. The ball must then be dropped within one club-length of point Y as represented by the shaded area.



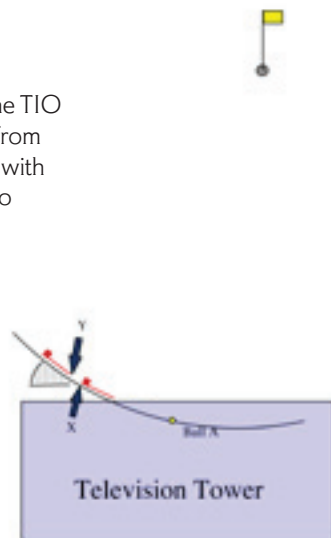


## Diagram – 4

### Ball “in, on or under” TIO

#### Clause III | Explanation

**Ball A** is “in” the TIO. Point X is one club-length from the TIO measured along the equidistant arc and provides relief from intervention, but at point X the TIO physically interferes with the area of intended swing. Point Y is the point nearest to point X that provides relief from both intervention and physical interference. The ball must be dropped within one club-length of point Y as represented by the shaded area.



## Diagram – 5

### Clause II and

### Exception to Clause III

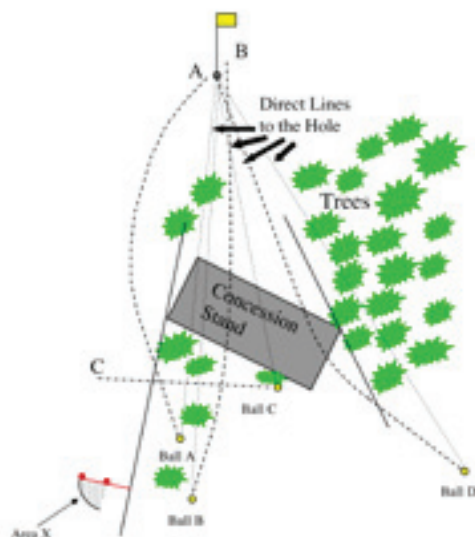
#### Explanation

Note: Concession Stand is 200 yards from the hole. Trees are of such a nature that playing over or under them is not possible.

**Ball A** is behind the TIO. While the TIO is on a direct line to the hole, the TIO is not, because of the trees, also on the line of play (dashed line). Therefore, the player does not have interference, and relief is not available.

**Ball B** is behind the TIO, and the TIO is on both a direct line to the hole and on the player's line of play. Therefore, he has interference. When taking relief, he must take relief such that the TIO is not on a direct line to the hole (in the shaded Area X).

**Ball C** is behind the TIO. Because of the tree, a line of play towards the TIO is not reasonable, so relief is not available under this Local Rule. However, if the TIO physically interferes with the sideways stroke, the player may take relief under Rule 24-2.



**Ball D** is in a position where the TIO does not directly intervene between the ball and the hole but the TIO is on the player's intended line of play as represented by the dotted line. However, in this case as the TIO only intervenes on the line of play and not on a direct line between the player's ball and the hole, relief is not available under this Local Rule.

## Diagram – 6

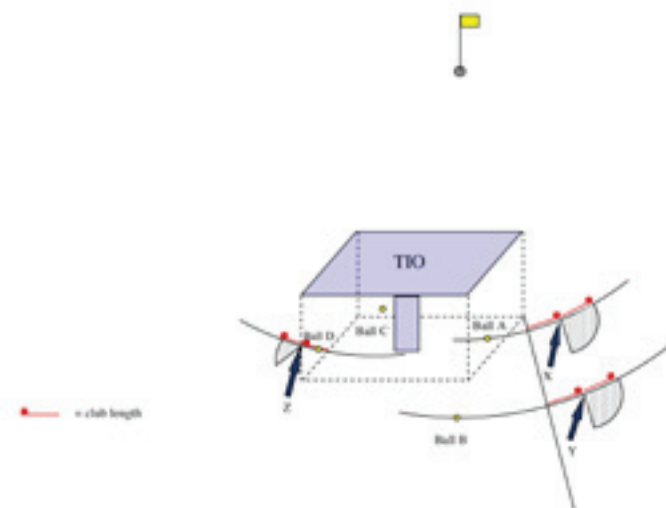
### Relief from TIOs without sides | Explanation

**Ball A** is under the TIO. Point X is one club-length from where intervention would exist (the outer limit of the TIO is used irrespective of height) measured along the equidistant arc. The ball must be dropped within one club-length of point X as represented by the shaded area.

**Ball B** is behind the TIO. Point Y is one club-length from where intervention would exist (the outer limit of the TIO is used irrespective of height) measured along the equidistant arc. The ball must be dropped within one club-length of point Y as represented by the shaded area.

**Ball C** is in front of the TIO and not within one club-length of the TIO “drip lines” on the equidistant arc. Although the area of intended swing and/or the player's stance would be within the TIO, no relief is available because there is not physical interference from the actual structure.

**Ball D** has no physical interference from the TIO, but, using the “drip lines” of the TIO, part of it is within one club-length of the ball measured on the equidistant arc. The ball must be dropped within one club-length of Point Z as represented by the shaded area.



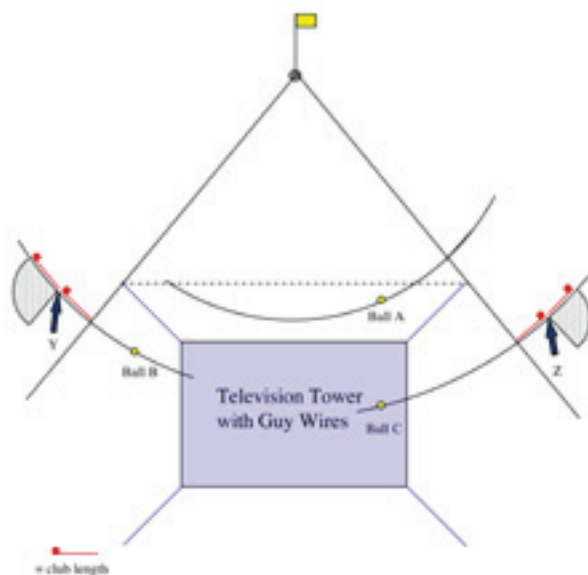
## Diagram – 7

### Relief from TIOs with guy wires | Explanation

**Ball A** is “in front” of the TIO and there is no physical interference from the TIO. Ball A does not have intervention because no part of the TIO within one club-length of the ball measured along the equidistant arc is in front of the ball. The fact that the ball is behind an imaginary line joining up the forward most portions of the TIO (where the guy wires are fixed to the ground) is irrelevant. There is no relief under the Local Rule for Ball A.

**Ball B** is behind the front, left guy wire, but there is no physical interference from the TIO. Relief is available at point Y. The ball must be dropped within one club-length of Y as represented by the shaded area.

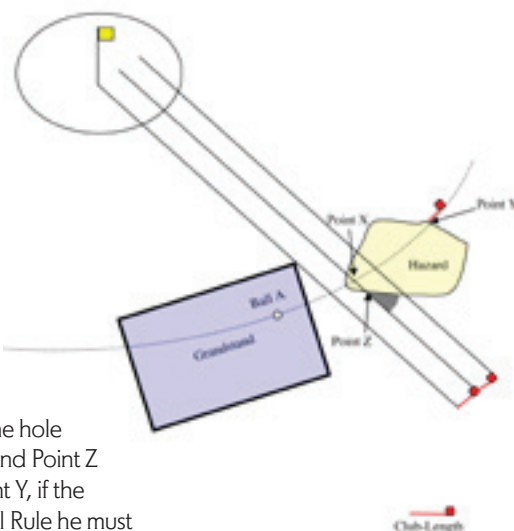
**Ball C** is “in” the TIO. In determining the nearest point of relief (point Z), the outside limit of the TIO must be determined, which includes the guy wire. The ball must be dropped within one club-length of point Z as represented by the shaded area.



## Diagram – 8

### Relief Point Off Equidistant Arc | Explanation

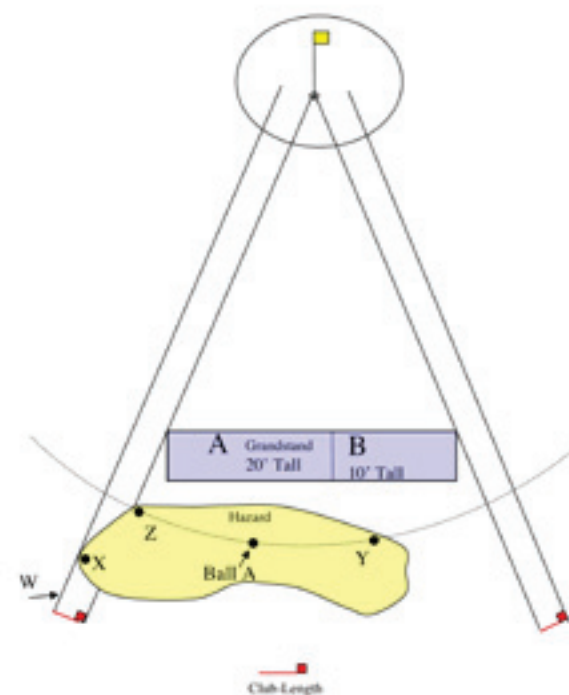
**Ball A** is in the TIO. The first club-length measured along the equidistant arc ends in the hazard (Point X). Point Y is the point outside a hazard where the second club-length can be measured along the equidistant arc. Point Z is the point outside a hazard nearest to where the ball was in the TIO that provides relief through the green. As there is no requirement to remain equidistant from the hole in determining the nearest point of relief and Point Z is nearer to the position of Ball A than Point Y, if the player intends to proceed under the Local Rule he must drop the ball within one club-length of Point Z as represented by the shaded area.



## Diagram – 9

### Maximum Available Relief in Hazard | Explanation

**Ball A** is in a hazard and behind the TIO. Part A of the TIO is 20 feet tall and Part B is 10 feet tall. There is no spot in the hazard that offers complete relief from the TIO. Point Y is the point on the equidistant arc where the height of the TIO is the least. Point Z is the point on the equidistant arc that is nearest to line W (where complete relief exists). Point X is the point nearest to where the ball was in the bunker that is nearest to line W (where complete relief exists). As there is no requirement to remain equidistant from the hole in determining the point of maximum available relief, if the player intends to proceed under the Local Rule without penalty he must drop the ball at Point X even though it is farther from the hole than where the ball originally lay.



## Diagram 10

### Special Relief Procedures | Explanation

#### Relief to Either Side of TIO

The scoreboard short and left of the putting green illustrates a case where a Local Rule permitting a ball that has intervention to be dropped on either side of the scoreboard is appropriate because of the trees to the left of the scoreboard.

**Ball A** has interference but no intervention, so the player has no choice as to which side of the scoreboard to take relief.

**Ball B** has come to rest behind the scoreboard that intervenes directly between the ball and the hole. In addition to dropping the ball within the respective shaded area to the left of the scoreboard as required by Clause III, it may also be dropped within the shaded areas to the right of the scoreboard.

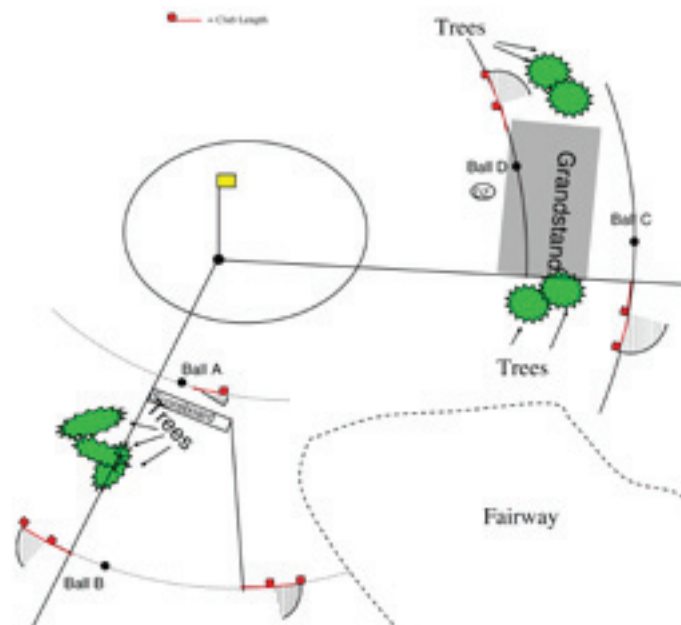
#### Dropping Zones

The grandstand to the right of the putting green illustrates a case where adopting a Local Rule to allow the use of a Dropping Zone (DZ) is appropriate because of the trees on both sides of the grandstand.

**Ball C** has come to rest behind the grandstand which intervenes directly between the ball and the hole. In addition to dropping the ball within the shaded area as required by Clause III it may also be dropped on the dropping zone in front of the grandstand even though it is nearer to the hole.

**Ball D** has interference from the grandstand and the ball may be dropped within the shaded area as required by Clause III.

Additionally, and even though the relief point is not behind the trees, the ball may be dropped on the Dropping Zone in front of the grandstand even though it is nearer the hole.

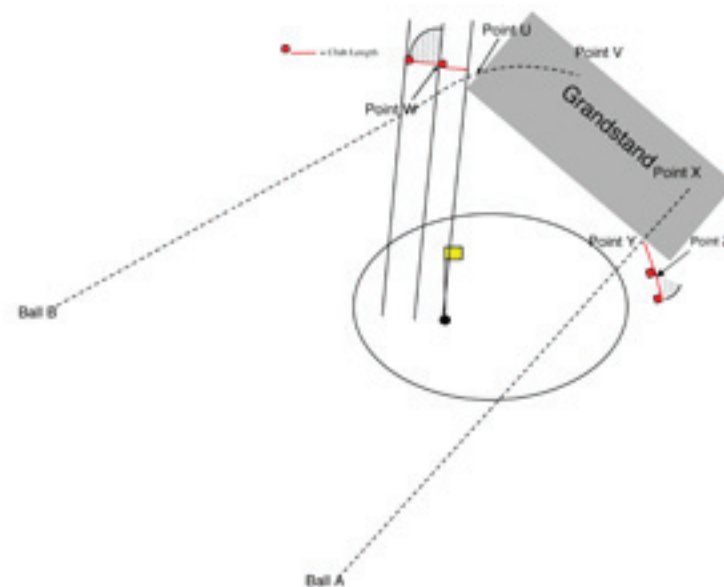


## Diagram 11

### Ball in Not Found TIO | Explanation

**Ball A** was played from the fairway into the grandstand. The ball cannot be found, but it is known or virtually certain that the ball is in the TIO. The ball entered the grandstand at Point X but Point Y is where the ball last crossed the outermost limits of the TIO. For the purposes of proceeding under Clause IV of the Local Rule for Temporary Obstructions, Point Y is the reference point for taking relief. Thus the player may drop a ball within one club-length of Point Z as represented by the shaded area.

**Ball B** was played from the fairway into the grandstand. The ball cannot be found, but it is known or virtually certain that the ball is in the TIO. The ball entered the grandstand at Point V but Point U is where the ball last crossed the outermost limits of the TIO. For the purposes of proceeding under Clause IV of the Local Rule for Temporary Obstructions, Point U is the reference point for taking relief. Thus the player may drop a ball within one club-length of Point W as represented by the shaded area.





## Diagram 12

### Special Relief Procedures: Required Use of Dropping Zone for TIO Located Near Putting Green

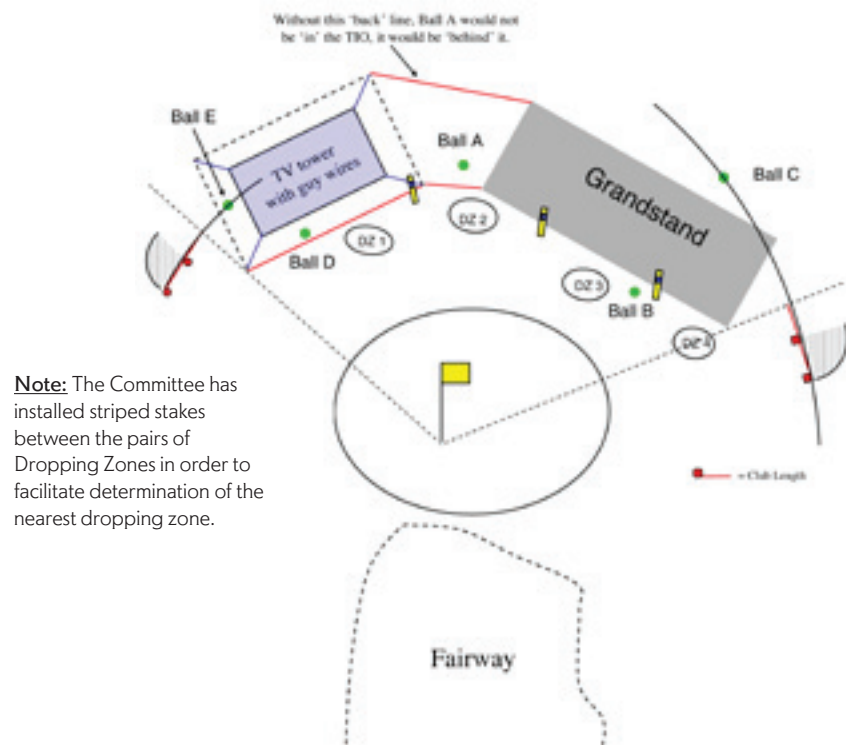
The Committee has specified that, in taking relief, a player with physical interference (a ball in, on, or under the TIO or located in front of or so close to the TIO that the TIO interferes with the player's stance or area of intended swing) from a TIO located near the putting green is required to drop the ball in the Dropping Zone (DZ) nearest to where the ball lies even if that Dropping Zone is nearer to the hole than the original position of the ball.

Explanations for players electing to take relief:

**Ball A** is in the TIO (the Committee has created a single TIO by tying two structures together using white lines – depicted in red in the diagram); therefore, the player must use the nearest Dropping Zone (DZ 2).

**Ball B** is in front of the TIO such that it interferes with the player's backswing. The player must use the nearest Dropping Zone (DZ 3).

**Ball C** is behind the TIO. Relief is taken in the shaded area in accordance with the Local Rule in Appendix I (use of a Dropping Zone is not permitted for this player).



**Note:** The Committee has installed striped stakes between the pairs of Dropping Zones in order to facilitate determination of the nearest dropping zone.

**Ball D** is in the TIO (due to the Committee establishing the 'front' of the TIO by painting a red line between the guy-wire anchors). The player must use the nearest Dropping Zone (DZ 1).

**Ball E** (left-handed player) is not physically interfered with and is not 'in' the TIO as the dashed-line is merely an imaginary line connecting the guy-wire anchors. Relief is taken in the shaded area in accordance with the Local Rule in Appendix I (use of a Dropping Zone is not permitted for this player).

## Diagram 13

### Implications When 'Front' and 'Back' Lines Tie Separate TIOs Into a Single TIO.

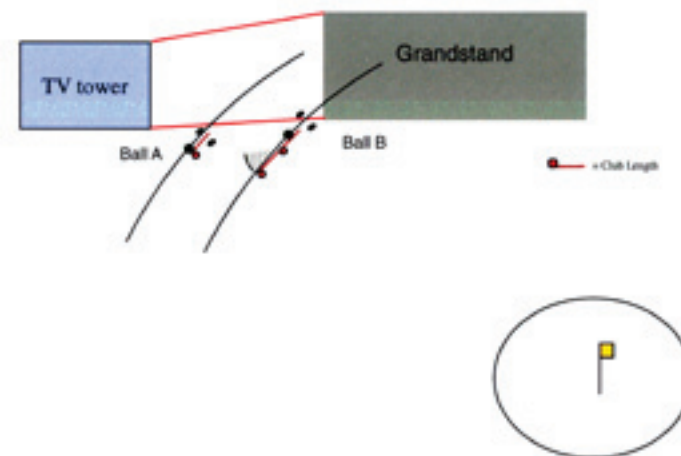
The Committee has used white lines (depicted in red in the diagram) to tie two TIOs into a single TIO.

Black ovals represent the location of the player's feet when he has taken his stance.

**Ball A** is in front of the TIO with no physical interference. The ball is far enough from the TIO that no part of the TIO intervenes (when one club-length is measured along the equidistant arc). Player A's area of intended swing cuts into the area enclosed by the front and back lines; however, like a club passing over an area of ground under repair, this is not an example of interference from the TIO.

**Ball B** has physical interference from the TIO because it is near enough to the TIO that Player B would be standing in the TIO. Player B is entitled to relief under the Local Rule.

The nearest point of relief must account for the physical interference and the intervention.



# Appendix E

## Local Rules and Conditions of Competitions for USGA Championships

### LOCAL RULES AND CONDITIONS OF COMPETITION FOR 2012 USGA CHAMPIONSHIPS



The Rules of the United States Golf Association govern play. See applicable Championship or Qualifying round Notice to Players and Entry Application for additional Local Rules and Conditions. Complete text of Rules and Appendix I may be found in the 2012–2015 Rules of Golf.

Unless otherwise noted, the penalty for breach of a Local Rule or Condition is:  
Match play — Loss of hole • Stroke play — Two strokes

#### LOCAL RULES

**Out of Bounds** — Defined by inside points, at ground level, of white stakes and fence posts. Rule 27-1.

**Water and Lateral Water Hazard Stakes and Lines** — When a water hazard or a lateral water hazard is defined on only one side, it is deemed to extend to infinity. When a water hazard or lateral water hazard is bounded by out of bounds, the hazard margin extends to and coincides with the out of bounds line.

**Ground Under Repair** — Defined by white lines. Fire ant hills, sod-covered trenching for temporary cables and French drains are deemed to be ground under repair. Rule 25-1. (Note: For a player whose ball is in a water hazard and is affected by a fire ant hill — see Decision 1-4/10.)

Ground under repair may include areas of unusual damage, including areas where spectators or other traffic has combined with wet conditions to affect materially the ground surface, but only when so declared by an authorized member of the Committee. When immediately adjacent to an obstruction, such an area is part of the obstruction.

**Seams of Cut Turf (Sod Seams)** — The Local Rule as prescribed in Appendix I is in effect.

**Immovable Obstructions** — Include plastic bumpers on roads and paths and mats secured to the ground with spikes when the bumpers or mats cover cables.

**White-Lined Areas Tying Into Artificially-Surfaced Roads and Paths** — have the same status as the roads and paths, that of obstructions.

**Wood Chips and Mulch** — are loose impediments, unless otherwise provided for in Notice to Players.

**Embedded Ball Through the Green** — Local Rule as prescribed in Appendix I is in effect.

**Integral Parts of the Course** — include cables, rods, wires or wrappings when closely attached to trees; artificial walls and pilings when located in hazards, unless otherwise provided for in Notice to Players.

**Temporary Power Lines and Cables** — Local Rule as prescribed in Appendix I is in effect.

**Temporary Immovable Obstructions** — Local Rule as prescribed in Appendix I is in effect.

**Practice** — Prior to and after his round in stroke play, a player may practice on the designated practice areas. Rule 7-1b applies to other practice in stroke play, and Rule 7-1a covers practice before the round in match play.

**Transportation** — Optional Condition as prescribed in Appendix I is in effect.

**Close of Competition** — The competition is deemed to have closed when the trophy has been presented to the winner or, in the absence of a prize ceremony, when all scores have been approved by the Committee.

The result of a match is considered to have been “officially announced” when the Committee has approved the result as posted on the public scoreboard.

#### CONDITIONS

**List of Conforming Driver Heads** — Optional Condition as prescribed in Appendix I is in effect.

**List of Conforming Golf Balls** — Optional Condition as prescribed in Appendix I is in effect.

**Limitation on Golf Balls (“One-Ball Rule”)** — Optional Condition as prescribed in Appendix I is in effect.

**Pace of Play** — See separate memorandum to players for pace of play guidelines, when applicable.

**Discontinuance of Play** — Optional Condition as prescribed in Appendix I is in effect. All practice areas are closed during suspension for a dangerous situation until the Committee has declared them open. Players who practice on closed practice areas will be asked to cease doing so; failure to comply may result in revocation of entry.

Note: A suspension for a dangerous situation will be signaled by one prolonged airhorn note. All other types of suspension will be signaled by three consecutive airhorn notes, repeated. Resumption of play will be signaled by two short airhorn notes, repeated.

# Appendix F

## Notice to Players



### 9<sup>th</sup> USGA Women's State Team Championship - The Landings Club (Palmetto Course)

#### Notice to Players

This information supplements the Championship entry and the Local Rules and Conditions of Competition for 2011 USGA Championships.

**Advice** — Note under Rule 8 and Optional Condition as prescribed in Appendix I is in effect.

In accordance with the Note to Rule 8 of the Rules of Golf, each team may appoint one person (in addition to the person from whom advice may be asked under that Rule (i.e., caddie) who may give advice to members of that team). Such person must be identified to the Committee prior to the start of the competition.

**Team Captain** — A team may choose to appoint only its *Team Captain* to give advice. If a team does so, the *Team Captain* must advise the USGA prior to the start of the competition that he/she will be serving as the Team Captain and will be giving advice in that role. *Team Captains* will be issued a Team Captain credential on a lanyard that must be worn around the neck on-course at all times during the Championship (except if the *Team Captain* is playing). A team may have only one person serve as *Team Captain* throughout the competition. A *Team Captain* while playing a stipulated round must not give advice to a teammate. Teammates are not partners and therefore may not ask for or provide advice to each other during a stipulated round.

**Footwear:** Shoes with traditionally-designed spikes (regardless of composition, i.e., ceramic, plastic, etc.) or spikes, regardless of design, comprised either entirely or partially of metal (if such metal may come in contact with the course) are prohibited during the stipulated round. Penalty for breach of condition: Disqualification.

**Transportation:** Players, caddies and team captains must walk at all times during the championship. Players, caddies and team captains are not permitted to use automotive transportation during any stipulated round throughout the championship including during practice rounds. Players, caddies and team captains may ride on shuttle carts when authorized by the Committee during the stipulated round between the ninth and 10th holes and 18th and 1st holes as well as to the designated scoring area.

Any player using automotive transportation, other than as allowed, is subject to penalty as follows: two strokes for each hole at which any breach occurred; maximum penalty per round: four strokes. In the event of a breach between two holes, the penalty applies to the next hole. Use of any automotive transportation must be discontinued immediately upon discovery that a breach has occurred. Otherwise, the player is disqualified.

A team captain may not use automotive transportation other than as described above. If the team captain uses automotive transportation, the team's score for that round will be penalized as described above. If the team captain does not discontinue use of unauthorized transportation upon discovery that a breach has occurred, the team is disqualified.

**Artificial Devices** — During a team's stipulated round a *Team Captain* must not use any artificial device (e.g., distance measuring device) or unusual equipment prohibited by Rule 14-3 to provide advice to one of his players during his stipulated round. Any *Team Captain* gathering or providing such information would be relieved of his ability to provide advice for the rest of the competition. A player who obtains distance information that he knew was measured by anyone with an artificial device during the player's stipulated round is disqualified under Rule 14-3.

**Disqualification:** In all cases when a breach of a Rule would entail disqualification, the competitor shall be disqualified only from the round to which the breach occurs.

**Championship Schedule:** If it is not possible to complete 54 holes of play in the period in which the Championship is scheduled, the Championship shall not be extended beyond the last scheduled day. The winner shall be the Team which returns the lowest score for the number of stipulated rounds played. The low individual scorer shall be the individual who returns the lowest score for the number of stipulated rounds played. The Committee may institute a cut in order to play the last stipulated round.

**Deciding Tie(s):** If after 54 holes of stroke play there is any tie, it will be decided as follows: a) use the non-counting player's score for the final round, b) if still tied, use the non-counting player's score for the second round, c) if still tied, use the non-counting player's score for the first round, d) if still tied, joint winners will be declared.

**Dropping Zone on Holes 5, 12:** If a ball is in or it is known or virtually certain that a ball that has not been found last crossed the margin of the water hazard the player may:

- (i) proceed under Rule 26; or
- (ii) as an additional option, drop a ball, under penalty of one stroke in the Dropping Zone defined by white paint.

**Out of Bounds** is defined by white stakes and lines, fence posts, inside edge of street curbing and inside edge of cart path curbing at practice range.

- Note: A ball which crosses a public road defined as out of bounds and comes to rest beyond that road is out of bounds, even though it may lie on another part of the course.
- Evacuation signs/post indicating the evacuation location do not define out of bounds.

**Ground under repair** includes areas of unusual damage, including areas where spectators have combined with wet conditions to affect materially the ground surface, but only when so declared by a rover.

#### Obstructions:

- Artificially surfaced roads and paths covered concrete/asphalt surfaced
- Bird houses and supporting poles are immovable obstructions
- Staked trees are immovable obstructions (rope and stake only)

#### Integral parts of the course:

- All roads and paths (including paths covered by mulch/wood chips/ sand/gravel/crushed shells) not surfaced by concrete/asphalt are deemed to be an integral part of the course
- Signs attached to trees are an integral part of the course
- Cables, rods, wires or wrappings when closely attached to trees (lightening rods)

**Starting areas** are defined by the ropes immediately surrounding.

**Scoring areas** are defined by the doorways on either side of the room labeled Scoring.

**Mosses hanging from trees** is not loose impediments.

**Blue paint spots:** There is no relief without penalty for blue paint indicating green depths.

**Small holes on putting greens** created by moisture meter device may not be repaired.

**Temporary immovable obstructions** include starting tents, portable lighting, portable restrooms, concession tents, championship tee/hole signs and spectator directional signs when not readily movable.

**Dangerous situation:** a honey bee nest on Hole 7 could interfere with a player's ball. As with any dangerous situation on any golf course, players should proceed with caution and seek a Rules Official for assistance with relief.

**Competition course** — The Plantation Course is not considered to be part of the competition course as contemplated by Rule 7-1b.

**Final decisions on disputed points** will be made by USGA Rules Committee: Martha Kirouac, Matt Sawicki, and Kathy Gordon

## Appendix G

### Various Local Rules and Conditions

#### Loose Impediments

Wood chips and mulch are loose impediments.

#### Obstructions

Artificially-surfaced roads and paths include those surfaced with crushed brick, gravel, asphalt or seashells.

Bird houses and the supporting posts are immovable obstructions.

Flower and shrub beds encircled by paved cart paths are deemed to be part of the obstructions.

Seawall on hole #18 is deemed to be an obstruction.

Sections of cart paths which are not artificially-surfaced but which have wooden piling curbing on both sides are deemed to be obstructions. All other cart paths are not obstructions, but if such a path has a wooden piling curbing on one side, the curbing is an obstruction.

Railroad ties adjacent to artificially-surfaced roads or paths are deemed to be the sides of the roads or paths, thus they are all one obstruction.

Split-rail fences are deemed to be sides of artificially-surfaced roads or paths when adjacent to them; thus, they are treated as the same obstruction.

#### Integral Parts of the Course

Cart path to the right of the putting green on hole #2, the section of the path which is defined by green stakes, is an integral part of the course.

Cement in tree cavities is an integral part of the course.

Fence projection over water hazard on hole #11 is deemed to be an integral part of the course.

Plastic liners in bunkers are deemed to be integral parts of the course, thus they are not obstructions.

Railroad ties and stone walls within the margins of water hazards are deemed to be integral parts of the course.

All roads and paths that are not artificially-surfaced are deemed to be integral parts of the course.

Wires closely attached to trunks of trees are deemed to be integral parts of the course.

#### Preservation of Course

Turf nursery between hole #6 and #7 is ground under repair from which play is prohibited. If interference exists, relief must be taken. Such nursery is not defined, but it constitutes all of the area cut to approximately putting green height.

#### Water Hazards and Lateral Water Hazards

Water hazard between hole #3 and #16 is deemed to be a lateral water hazard in play of hole #2.

#### Defining Bounds and Margins

Orange stakes define the margin of the bunker on hole #5. Such stakes are in the bunker.

Green stakes hole #16 — Inside (bunker) edge of green stakes define the margin of the bunker.

Lateral water hazards on holes #2, #5 and #16 — On far sides of lateral water hazards behind putting green on hole #2, left of hole #5 and in front of and left of the putting green on hole #16, the hazard margins extend to and coincide with the out of bounds line.

Lateral water hazard on hole #10 — Where not marked on the right-hand side, the margin extends to infinity.

Lateral water hazard on hole #15 — Right-hand margin of lateral water hazard on right extends to the out of bounds line, i.e., the curbing of the public road.

Out of bounds is defined by chain-link, stockade, split-rail and green-mesh fencing in addition to white stakes. Where more than one type of fence is present, the nearer fence defines the boundary.

Out of bounds is defined by the wire-mesh perimeter fencing at ground level, the white lines on the pavement within the tunnels and on hole #18 by a combination of white stakes and fence posts.

Concrete bases of boundary fence posts are part of the fence and thus not obstructions. In such cases where the concrete base is above ground, out of bounds is defined by inside points, at ground level, of the concrete bases.

Out of bounds is defined by the curbing of the cart path which is painted white, behind and to the left of the putting green on hole #9. A ball is out of bounds when all of it lies beyond the curbing.

A ball which crosses a public road defined as out of bounds and comes to rest beyond that road is out of bounds, even though it may lie on another part of the course.

The practice range, defined by green mesh fencing at ground level, is out of bounds.

The practice range is considered through the green and its fencing is considered an immovable obstruction.

In certain areas, putting greens are defined by orange lines. Such lines are on the putting green.



## Dropping Zones

Clubhouse behind the putting green on hole #9, including the shrub bed, is deemed to be an immovable obstruction. A player entitled to relief may apply Rule 24-2b or, without penalty, drop the ball on the nearer of the two areas marked “Dropping Zone” located on either end of the clubhouse.

Paved cart path on hole #18 — In the event of interference by the section of the path between the two green stakes, the player may apply Rule 24-2b or, without penalty, drop the ball on the nearer of the two areas marked “Dropping Zone.”

Wooden pilings behind putting green on hole #6 are immovable obstructions. A player entitled to relief may apply Rule 24-2b or, without penalty, drop the ball on the area marked “Dropping Zone” located to the left of the pilings.

Lateral water hazard on hole #5 — As an additional option under Rule 26-1, for a ball in the lateral water hazard that last crossed the margin of the hazard between the green stakes, the player may drop a ball under penalty of one stroke on the nearer of the two areas marked “Dropping Zone.”

Lateral water hazard on hole #18 — As an additional option under Rule 26-1, for a ball in the lateral water hazard, the player may drop a ball under penalty of one stroke on the nearest of four areas marked “Dropping Zone” which is not nearer the hole than where the ball last crossed the margin of the hazard.

Water hazard on hole #12 — As an additional option under Rule 26-1, for a ball in the water hazard, the player may drop a ball under penalty of one stroke on the area marked “Dropping Zone.”

Water hazard on hole #17 — As an additional option under Rule 26-1, for a ball in the water hazard, the player may drop a ball under penalty of one stroke on the area marked “Dropping Zone” located on the forward tee.

Water hazards — As an additional option under Rule 26-1, for a ball in the water hazard on holes #2, #13 or #17, the player may drop a ball under penalty of one stroke on the area marked “Dropping Zone” located on the tee side of the hazard.

Wood fence defining out of bounds behind putting green on hole #7 — As an additional option under Rule 28 for a ball that comes to rest between the two “Dropping Zone” and is declared unplayable, the player may drop a ball under penalty of one stroke on the nearer of the two areas marked “Dropping Zone” located alongside the fence.

## Temporary Conditions — Mud, Extreme Wetness, etc.

Cleaning ball — A ball lying on or touching the fairway of the hole being played may be lifted, cleaned, and replaced without penalty.

Note: The position of the ball must be marked before it is lifted under this Local Rule — see Rule 20-1.

Earth cracks — If a ball lies in or touches an earth crack through the green, the player may, without penalty, lift the ball and clean it. The player must drop the ball as near as possible

to where it originally lay, which is not nearer the hole, avoids interference by the condition and is not in a hazard or on a putting green.

## Abnormal Ground Conditions

Flower beds are deemed to be ground under repair even though not so defined by white lines.

Unmarked ornamental flower beds are not ground under repair, thus relief without penalty is not available.

Flower beds encircled with white lines are deemed to be ground under repair from which play is prohibited. Relief in accordance with 25-1b is mandatory.

Ground under repair may include areas of unusual damage, including areas where spectators or other traffic have combined with wet conditions to affect materially the ground surface, but only when so declared by a member of the Committee.

Ground under repair may include areas of unusual damage, including bare ground caused by trenching for underground wiring, but only when so declared by a member of the Committee.

Irregularities of surface caused by trenching for the installation of underground wiring are deemed to be ground under repair, even though not defined by white lines.

Turf which has been trenched for telephone wiring is deemed to be ground under repair.

Ground under repair may include unmarked, eroded areas, but not when pine needles have been spread on such areas. Only a member of the Committee may declare such unmarked, eroded areas ground under repair.

Irregularities of surface caused by mole crickets are deemed to be ground under repair, but only when so declared by a member of the Committee.

Practice bunkers behind putting green on hole #18 are deemed to be through the green and ground under repair.

## Temporary Immovable Obstructions

Television cameras on tripods are deemed to be temporary immovable obstructions. Tripods without cameras are movable obstructions.

Temporary immovable obstructions — As an additional option under the

Temporary Obstruction Local Rule, a player entitled to relief from the following may drop the ball without penalty as prescribed:

Hole #1 — Grandstand behind putting green — on either side of the grandstand but not nearer the hole.

Hole #15 — Leaderboard behind putting green — on either side of the leaderboard but not nearer the hole.

Hole #18 — Grandstands, television tower and leaderboard (all deemed to be one obstruction) — on nearer of two areas marked “Dropping Zone.”

## Miscellaneous Local Rules and Conditions

Automotive transportation is permitted between the play of holes #8 and #9.

Green mesh fences just outside some boundary fences are deemed to be fixed.

Environmentally-sensitive areas — Local Rule as prescribed in Appendix I shall be in effect. Environmentally-sensitive areas are located, defined and marked as follows:

- between holes #2 and #3 — Water hazard marked with yellow stakes with green tops and yellow line.
- left of hole #5 — Lateral water hazard marked with red stakes with green tops and red line.
- right of putting green on hole #12 — Ground under repair marked with blue stakes with green tops and white line.
- behind hole #18 — Out of bounds marked with white stakes with green tops.

Mole crickets are not burrowing animals, thus there is no relief without penalty for irregularities of surface created by them. Casts of loose sand are loose impediments and may be removed.

Depressions made by spectators' seats — If a player's ball is in a depression made by spectators' seats, he may follow the relief procedure for a ball coming to rest in or on an aeration hole (Local Rule as prescribed in Appendix I).

During the first two rounds of match play extra hole matches will continue at the first tee. Beginning with the third round, all matches will proceed from the tenth tee.

Deeming partially grass-covered wall of bunker to be a part of the bunker (or vice versa).

## Appendix H

### Pace of Play Guidelines and Time Chart



#### **PACE OF PLAY GUIDELINES**

#### **2011 UNITED STATES GIRLS' JUNIOR CHAMPIONSHIP**

#### **STROKE PLAY**

##### **Summary**

When a group is **out of position** at any check-point the players in the group are liable to penalty under these guidelines. Players in a group that has missed one or more check-points will be liable to penalty according to the following schedule of penalties pending final determination of whether a breach or breaches of these guidelines have occurred:

Check-points will be on completion (flagstick in the hole) of the 4<sup>th</sup>, 9<sup>th</sup>, 13<sup>th</sup> and 18<sup>th</sup> holes.

- 1<sup>st</sup> missed check-point\* – warning
- 2<sup>nd</sup> missed check-point – liable to a one stroke penalty
- 3<sup>rd</sup> missed check-point – liable to a two stroke penalty
- 4<sup>th</sup> missed check-point – liable to disqualification

\* If a group clears the 3<sup>rd</sup> check-point and has not missed any other check-points, but is out of position at the 4<sup>th</sup> check-point, each player in the group is liable for a one stroke penalty if in the Committee's view a reasonable effort was not made by the players to complete their round within the allotted time for the final check-point.

##### **Maximum Allowable Time**

When play is in groups of three, each group will be expected to complete 18 holes in not more than **4 hours and 42 minutes** (starting at hole 1) and **4 hours and 40 minutes** (starting at hole 10) and at a pace in accordance with the attached time chart. When a group falls behind – **regardless of the reason** – it must regain its position. Time for ball searches, rulings, and walking time between holes is included in all maximum allowable times.

##### **Definition of "Out of Position" – Stroke Play**

**FIRST GROUP** (off the 1<sup>st</sup> and 10<sup>th</sup> holes, both morning and afternoon): The first group is **out of position** if it takes more than the maximum allowable time to finish a check-point hole (see below check-point time table).

**FOLLOWING GROUPS:** A following group is **out of position** if it

- (a) takes more than the maximum allowable time to finish a check-point hole **and**
- (b) completes play of a check-point hole more than 14 minutes after the preceding group completed play of that hole.

The time chart outlining the time per hole, including the finish times for the check-point holes, is attached. **Check-Points:** Play of the check-point holes must be completed in the following amount of time (groups of 3):

Hole #	4 / 9	13 / 18	13 / 18	4 / 9
Time allotted	1:01/2:21	3:25/4:42	1:01/2:18	3:20/4:40

##### **Group Out of Position**

When a group is **out of position** at a check-point, it will be notified by a Check-Point Official. When a group has been notified of a missed check-point, that group is expected to regain its position before reaching the next check-point. If that group reaches the next check-point **out of position** each player in the group may incur the applicable penalty for a breach of these guidelines.

Any group that is **out of position** may be monitored by a Rules Rover.

A player concerned about a non-responsive (slow) fellow-competitor in her group, who is delaying play, should request a Rules Rover to monitor the group in case the group is or becomes liable to penalty under these guidelines.

##### **Final Determination Regarding Breach / Review Process**

Before returning her score card, a player who is liable for penalty during her round may consult with the Pace of Play Committee to determine if she has incurred a penalty under these guidelines. The Pace of Play Committee will determine that a player who has been found to be **out of position** is not in breach of these guidelines only if:

- (a) the player was delayed by the Committee; or
- (b) the player was delayed by a circumstance beyond control of the player or the group; or
- (c) the player was delayed by another player in the group.

A player who was **out of position** during her round and who elects not to consult with the Pace of Play Committee to determine whether she was in breach of these guidelines prior to returning her score card is deemed to be in breach of these guidelines and incurs a penalty or penalties according to the above schedule of penalties.

If a player or group incurs a penalty, penalties are to be applied to the player's score on the check-point hole where the breach occurred.

MATCH PLAY

When play is in groups of two, groups will be required to play at no more than 4 hours and 7 minutes for the 18-hole round (see attached Pace of Play Time Chart).

Definition "Out of Position" – Match Play

A group is out of position when it completes play of a hole (replaces the flagstick) later than the maximum allowable time in the attached time chart.

EXCEPTIONS

- When a group completes play of a hole after its maximum allowable time, it will NOT be considered out of position if it:
- a) reaches a par-3 hole that is not open and free of play or that is open and free of play and the players in the preceding group have not all made their strokes from the teeing ground of the next hole, or
  - b) reaches a par-4 hole and at least one player in the group makes a stroke from the teeing ground before the hole is open and free of play, or
  - c) reaches a par-5 hole and all players in the group make their strokes from the teeing ground before the hole is open and free of play.

Pace of Play Penalties – Match Play

An out of position match may be monitored and timed. Anytime a match is being monitored and timed it will be notified of such timing by a Rules Rover.

The following are the penalties, in sequence, for any player in a match being timed who takes more than the maximum allowable time (see below) to play a stroke after timing of the player's stroke begins:

- 1<sup>st</sup> breach – warning
- 2<sup>nd</sup> breach – loss of hole
- 3<sup>rd</sup> breach – 2<sup>nd</sup> warning
- 4<sup>th</sup> breach – disqualification

Timing

When a match is being monitored and timed each player is permitted a maximum of 40 seconds to play a stroke.

Other than on the putting green, the timing of a player's stroke will begin when 1) she has had a reasonable opportunity to reach her ball; 2) it is her turn to play; and 3) she can play without interference or distraction. Note: Time spent determining yardage and conditions including but not limited to wind will count as part of the time taken for the next stroke.

On the putting green, timing will begin after a player has been allowed a reasonable amount of time to 1) lift, clean and replace her ball; 2) repair her ball mark and other ball marks on her line of putt; and 3) remove loose impediments from her line of putt. Note: Time spent looking at the line from beyond the hole, to the side of and/or behind the ball will count as part of the time taken for the next stroke.

A Rules Rover will not advise a match that it has regained its proper position on the course, i.e., the players will not be told that they are no longer being timed. A player may inquire of the match's status at any time.

Note 1: The Committee reserves the right, at any time, to monitor or time a group/match when the Committee deems it necessary.

Note 2: Players should also be aware that the Committee may assess a "bad time" to a player in a match that is out of position if the player makes no effort to help her match get back in position. An example of this would be a player who delays play between shots.

Note 3: If the match in question regains its proper position, any previous breach of these guidelines will be carried over for the remainder of that stipulated round in the event that the match requires additional monitoring.

Sincerely,

Cece Durbin

Cece Durbin  
Chairman, USGA Girls' Junior Championship Committee

Enclosure

Donna Mummert

Donna Mummert  
Director, U.S. Girls' Junior Championship

2011 U.S. Girls' Junior Championship

CHAMPIONSHIP

Olympia Fields Country Club - South Course

COURSE

THREE (3) PLAYERS																					
TIME SCHEDULE IN HOURS AND MINUTES																					
Hole#	1	2	3	4	5	6	7	8	9	Turn	10	11	12	13	14	15	16	17	18	Total	
Par	4	4	3	5	3	4	5	4	4	5	4	3	4	3	4	4	4	4	5	72	
Time Allotted	00:15	00:15	00:13	00:18	00:14	00:16	00:17	00:18	00:15	00:03	00:17	00:15	00:14	00:15	00:14	00:15	00:15	00:15	00:18	04:42	
Total Time Start #1 Tee	00:15	00:30	00:43	01:01	01:15	01:31	01:48	02:06	02:21	02:24	02:41	02:56	03:10	03:25	03:39	03:54	04:09	04:24	04:42		
Hole#	10	11	12	13	14	15	16	17	18	1	2	3	4	5	6	7	8	9			
Par	5	4	3	4	3	4	4	4	5	4	4	5	3	4	3	4	5	4	72		
Time Allotted	00:17	00:15	00:14	00:15	00:14	00:15	00:15	00:15	00:15	00:01	00:15	00:15	00:13	00:18	00:14	00:16	00:17	00:18	00:15	04:40	
Total Time Start #10 Tee	00:17	00:32	00:46	01:01	01:15	01:30	01:45	02:00	02:18	02:19	02:34	02:49	03:02	03:20	03:34	03:50	04:07	04:25	04:40		

		TWO (2) PLAYERS																			
		TIME SCHEDULE IN HOURS AND MINUTES																			
Hole#		1	2	3	4	5	6	7	8	9	Turn	10	11	12	13	14	15	16	17	18	Total
	Par	4	4	3	5	3	4	5	4	4		5	4	3	4	3	4	4	4	5	72
	Time Allotted	00:13	00:13	00:11	00:14	00:12	00:14	00:15	00:16	00:13	00:03	00:15	00:13	00:15	00:13	00:12	00:13	00:13	00:13	00:16	04:07
	Total Time Start #1 Tee	00:13	00:26	00:37	00:51	01:03	01:17	01:32	01:48	02:01	02:04	02:19	02:32	02:47	03:00	03:12	03:25	03:38	03:51	04:07	



## Appendix I

### Eligibility Sections From Some USGA Entry Applications

#### 111th U.S. Open Championship

Conducted by the United States Golf Association  
Congressional Country Club, Bethesda, Maryland  
June 16 – 19, 2011

Entries are open to professional golfers and amateur golfers with an up-to-date men's Handicap Index® not exceeding 1.4 under the USGA Handicap System™. A Handicap Index must be issued from a "golf club" (as defined in the "USGA Handicap System" manual) which is licensed to use the USGA Handicap System. A player seeking a golf cart due to disability must indicate such request on the application and submit additional information for evaluation (see Transportation). Players requesting permission to use items on the List of Equipment Permitted Conditionally for Medical Reasons or under Exception 1 to Rule 14-3, please refer to [www.usga.org/equipment/medical/general\\_guidelines.html](http://www.usga.org/equipment/medical/general_guidelines.html) for details. Information regarding USGA anti-doping policy requirements may be found at [www.usga.org/championships/antidopingpolicy](http://www.usga.org/championships/antidopingpolicy).

#### 86th U.S. Amateur Public Links Championship

Conducted by the United States Golf Association  
Bandon Dunes Golf Resort, Bandon, Oregon  
June 27 – July 2, 2011

Entries are open to amateur golfers who since January 1 of the current year have been bona fide public course players with an up-to-date men's Handicap Index® not exceeding 4.4 under the USGA Handicap System™. A Handicap Index must be issued from a "golf club" (as defined in the "USGA Handicap System" manual) which is licensed to use the USGA Handicap System. Players may not have held privileges of any course which does not extend playing privileges to the general public or privileges of any private club maintaining its own course. A player seeking a golf cart due to disability must indicate such request on the application and submit additional information for evaluation (see Transportation). Players requesting permission to use items on the List of Equipment Permitted Conditionally for Medical Reasons or under Exception 1 to Rule 14-3, please refer to [www.usga.org/equipment/medical/general\\_guidelines.html](http://www.usga.org/equipment/medical/general_guidelines.html) for details.

#### 63rd U.S. Girls' Junior Championship

Conducted by the United States Golf Association  
Olympia Fields Country Club, Olympia Fields, Illinois  
July 18 – 23, 2011

Entries are open to amateur female golfers who (1) will not have reached their eighteenth birthday by midnight of July 23, 2011, and (2) have an up-to-date Handicap Index® not exceeding 18.4 under the USGA Handicap System™. A Handicap Index must be issued from a "golf club" (as defined in the "USGA Handicap System" manual) which is licensed to use the USGA Handicap System. A player seeking a golf cart due to disability must indicate such request on the application and submit additional information for evaluation (see Transportation). Players requesting permission to use items on the List of Equipment Permitted Conditionally for Medical Reasons or under Exception 1 to Rule 14-3, please refer to [www.usga.org/equipment/medical/general\\_guidelines.html](http://www.usga.org/equipment/medical/general_guidelines.html) for details.

#### 57th USGA Senior Amateur Championship

Conducted by the United States Golf Association  
Kinloch Golf Club, Manakin-Sabot, Virginia  
September 10 – 15, 2011

Entries are open to amateur golfers who will have reached their fifty-fifth birthday by September 10, 2011 and have an up-to-date men's Handicap Index® not exceeding 7.4 under the USGA Handicap System™. A Handicap Index must be issued from a "golf club" (as defined in the "USGA Handicap System" manual) which is licensed to use the USGA Handicap System. A player seeking a golf cart on behalf of his caddie due to disability must indicate such request on the application and submit additional information for evaluation (see Transportation). Players requesting permission to use items on the List of Equipment Permitted Conditionally for Medical Reasons or under Exception 1 to Rule 14-3, please refer to [www.usga.org/equipment/medical/general\\_guidelines.html](http://www.usga.org/equipment/medical/general_guidelines.html) for details.

#### 25th U.S. Women's Mid-Amateur Championship

Conducted by the United States Golf Association  
Bayville Golf Club, Virginia Beach, Virginia  
September 17 – 22, 2011

Entries are open to amateur female golfers who (1) will have reached their twenty-fifth birthday by September 17, 2011, and (2) have an up-to-date Handicap Index® not exceeding 9.4 under the USGA Handicap System™. A Handicap Index must be issued from a "golf club" (as defined in the "USGA Handicap System" manual) which is licensed to use the USGA Handicap System. If you are a transgendered individual, please refer to the USGA policy and entry application procedures for transgendered individuals at [www.usga.org/championships/transgendered](http://www.usga.org/championships/transgendered) or contact our legal department at (908) 234-2300 for the additional entry application procedures. A player seeking a golf cart due to disability must indicate such request on the application and submit additional information for evaluation (see Transportation). Players requesting permission to use items on the List of Equipment Permitted Conditionally for Medical Reasons or under Exception 1 to Rule 14-3, please refer to [www.usga.org/equipment/medical/general\\_guidelines.html](http://www.usga.org/equipment/medical/general_guidelines.html) for details.

## Appendix J

### Course Evacuation Plan

In the event of an emergency or delay of play, the following steps and procedures will be in effect throughout the championship:

- Only the USGA can declare an emergency or delay of play putting this plan into effect. This includes both practice and championship rounds.
- The declaration of emergency or delay of play will be communicated by radio to the respective chairmen prior to the sounding of the air horns.

Suspension of play will be signaled by either three short notes of the air horn, repeated, for a non-dangerous situation (e.g. darkness, golf course unplayable, etc.) or by one prolonged note of the air horn, repeated for a dangerous situation (e.g. lightning). The decision to suspend play will be communicated during championship rounds to Rules Officials.

- After an emergency or delay of play has been declared during championship rounds by the USGA and the air horns have been sounded, players, caddies, Walking Rules Officials, walking scorers and standard bearers will proceed to the course evacuation pick-up point closest to the hole at which they are playing or walk to the clubhouse. Refer to Course Evacuation Plan.
- On the USGA's signal, the course evacuation drivers will return loaded vans to the front entrance of the clubhouse. Vans will return to pick up other players, caddies, etc. until everyone has been evacuated to the clubhouse. During championship rounds, once the emergency has been declared over and play is to be resumed, the course evacuation drivers will be notified by the USGA to take players, caddies, Walking Rules Officials and standard bearers back onto the course. The vans will be lined up at the front entrance of the clubhouse in order of pick-up points. Standard bearers will be positioned in full view at the vehicles designated for their players' group.



Resumption of play will be signaled by two short notes of the air horns, repeated.

- These emergency procedures may be modified only by the USGA.



Appendix K

Hole Location Sheet




### HOLE LOCATIONS

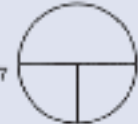
Championship -

Round -      Date -

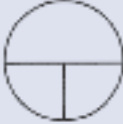
1



7



13



2



8

14

3



9

15

4



10

16

5



11

17

6



12

18

MEASUREMENTS IN YARDS

Appendix L

Score Card

THE RULES OF THE UNITED STATES GOLF ASSOCIATION GOVERN PLAY

(Also see USGA Local Rules and Conditions of the Competition Card and Notice to Players.)

**STROKE PLAY (see Rule 6-6)**

After each hole the marker should check the score with the competitor and record it. On completion of the round the marker must sign the score card and hand it to the competitor.

The competitor should check her score for each hole and settle any doubtful points with the USGA Rules Committee. She must ensure that the marker has signed the score card, sign the score card herself and return it to the USGA Rules Committee as soon as possible.



**OFFICIAL SCORE CARD**

**59th U.S. Girls' Junior Championship ®**

Conducted by the United States Golf Association ®

**Tacoma Country & Golf Club**

**Lakewood, Washington**

**July 23-28, 2007**

HOLES	1	2	3	4	5	6	7	8	9	OUT
Marker's										
Notes										

Official Score Card

59th U.S. Girls' Junior Championship ®

Questions as to the Rules of Golf must be referred to the USGA Rules Committee

Competitor \_\_\_\_\_

Round \_\_\_\_\_ Date \_\_\_\_\_ Hole # \_\_\_\_\_ Time \_\_\_\_\_

HOLES	1	2	3	4	5	6	7	8	9	OUT
Yards	402	355	185	399	350	153	352	414	522	3132
Par	4	4	3	4	4	3	4	4	5	35

Marker's Signature \_\_\_\_\_

10	11	12	13	14	15	16	17	18	IN	TOTAL

USGA Course Rating™ & Slope Rating®  
77.1/137

For USGA Use

Previous Total \_\_\_\_\_

This Round \_\_\_\_\_

New Total \_\_\_\_\_

Verified: \_\_\_\_\_ Board: \_\_\_\_\_ TPP: \_\_\_\_\_

10	11	12	13	14	15	16	17	18	IN	TOTAL
344	486	374	387	319	168	461	221	499	3259	6391
4	5	4	4	4	3	5	3	5	37	72

Competitor's - Signature \_\_\_\_\_



## Appendix M

### Stroke Play Play–Off Chart

ORDER FROM SUMMARY ON SCOREBOARD	PLAY–OFF		# OF PLAYERS FOR # OF PLACES									
POSITION IN FIELD AFTER 36 HOLES	NAME	CITY & STATE	HOLE BY HOLE SCORE									
			1	2	3	4	5	6	7	8	9	
1												
2												
3												
4												
5												
6												
7												
8												
9												
10												
11												
12												

## Appendix N

### Exemption Categories

#### 32nd U.S. Senior Open Championship

Conducted by the United States Golf Association  
Inverness Club, Toledo, Ohio  
July 28 – 31, 2011

Exemptions from Sectional Qualifying Players in the following categories will be eligible for exemption from Sectional Qualifying in the 2011 Championship only. The USGA reserves the right to revise any of the exemption categories. Exemption under categories reserved for amateurs will be granted only to players who are currently amateurs. An amateur who is exempt into the Championship proper through a category reserved for amateurs becomes ineligible if he becomes a professional before beginning play or during the play of the Championship. Exempt players who wish to participate in the Championship must file an entry, except those players for whom blank entries are filed as noted below. Exempt players need not meet the handicap requirement.

- S–1. Winners of the U.S. Senior Open Championship:
  - (a) The last ten years; or
  - (b) Age 65 or under on July 31, 2011; or
  - (c) From 1980–2009.
- S–2. Winners of the U.S. Open Championship the last ten years (2002–2011). (NOTE: The USGA will file blank entries for those players who become exempt after the close of entries.)
- S–3. Winners of the U.S. Amateur Championship the last ten years (2001–2010) and the runner–up from 2010 (must be an amateur).
- S–4. Winners of the Masters Tournament the last ten years (2002–2011).
- S–5. Winners of the British Open Championship the last ten years (2002–2011).
- S–6. Winners of the PGA of America Championship the last ten years (2001–2010).
- S–7. Winners of the PGA of America Seniors Championship the last ten years (2002–2011):  
(NOTE: The USGA will file blank entries for those players who become exempt after the close of entries.)
- S–8. Winners of the Senior British Open Championship the last five years (2007–2011):
- S–9. From the 2010 U.S. Senior Open Championship, the 15 lowest scorers and anyone tying for 15th place:
- S–10. From the 2011 U.S. Open Championship, any amateur returning a 72–hole score (must be an amateur). (NOTE: The USGA will file blank entries for those players who become exempt after the close of entries.)
- S–11. From the 2010 U.S. Senior Open Championship, the amateur returning the lowest 72–hole score (must be an amateur):

- S-12. From the 2010 USGA Senior Amateur Championship, the winner and runner-up (must be an amateur):
- S-13. Playing members of the 2007 & 2009 United States Walker Cup and the 2008 & 2010 United States Men's World Amateur Teams (must be an amateur).
- S-14. Playing members of the five most current United States and European Ryder Cup and United States and World Presidents' Cup Teams.
- S-15. From the final 2010 official Champions Tour money list, the top 30 money leaders.
- S-16. From the Champions Tour all-time money list, the top 50 money leaders through the close of entries on June 8. (Must have filed an entry by June 8.)
- S-17. From the 2011 official Champions Tour money list, the top 20 money leaders through the close of entries on June 8. (Must have filed an entry by June 8.)
- S-18. Winners of Champions Tour co-sponsored events, excluding team events, whose victories are considered official, in the last two calendar years (2009 – 2010) and during the current calendar year to the initiation of the U.S. Senior Open Championship. (NOTE: The USGA will file blank entries for those players who become exempt after the close of entries.)
- S-19. From the final 2010 official Senior PGA European Tour money list, the top four money winners.
- S-20. From the final 2010 official Japan Seniors Tour money list, the top two money winners.
- S-21. Winners of PGA Tour co-sponsored events, whose victories are considered official, in the last five calendar years (2006 – 2010) and during the current calendar year to the initiation of the U.S. Senior Open Championship. (NOTE: The USGA will file blank entries for those players who become exempt after the close of entries.)
- S-22. Any player in his first five years of age eligibility who has won the U.S. Open Championship.
- S-23. Any player who has won a U.S. Open, U.S. Amateur, Masters Tournament, British Open, British Amateur or PGA Championship (one-time exemption).
- S-24. Special exemptions as selected by the USGA. (NOTE: The USGA will file blank entries for those players who become exempt after the close of entries.)

## Appendix O

### Forecaddie Hand Signals

#### BALL IN BOUNDS AND FINDABLE

"Safe sign." Hands with palms down waving side to side in front of the body.



#### OUT OF BOUNDS

Hands pointing over the head in the direction of the out of bounds.



#### IN A WATER HAZARD

Hands pointing down towards the water hazard.



#### I DIDN'T SEE WHERE IT WENT

Hands extended to each side with palms up.



#### FAIRWAY IS NOT CLEAR

Tournament Official standing in the middle of the fairway with hands extended upward with palms facing the players on the tee.



#### FAIRWAY IS CLEAR

Tournament Official standing off the fairway waving the players forward.



## Appendix P

### USGA Interpretations

The USGA has issued the following interpretations. These interpretations should not be applied outside the jurisdiction of the USGA without the express approval of the national governing body of the country where play is to be conducted.

#### *Player Who Wins First Nine Holes in Nassau Match Withdraws During Second Nine*

**Q.** The “Nassau” System of scoring is used in a team match, i.e., in each match three points are awarded as follows: one point to the winner of the first nine holes, one point to the winner of the second nine and one point to the winner over 18 holes. In one match, a player who had defeated his opponent on the first nine holes withdrew due to illness during the second nine. Should the player retain the point he won on the first nine or, since he withdrew, should he lose all three points?

**A.** The player should be awarded one point; his opponent won the other two points by default.

#### *Penalty in “Pinehurst” Foursome Not Related to Ball Holed Out*

**Q.** In a foursome competition played under the so-called “Pinehurst” format, A and B were partners. In accordance with the format, A hit a second shot with B’s ball. B then hit a second shot with a ball he thought was A’s, but which in fact was a wrong ball. Since B’s shot with the wrong ball was a poor one, B picked up the wrong ball and he and A proceeded to play out the hole with B’s ball. It was then discovered that the ball B picked up was not A’s ball, but rather a wrong ball.

Do A and B incur any penalty because B played a wrong ball in view of the fact that the hole was completed with B’s ball which was not related to the play of the wrong ball?

**A.** The Rules of Golf do not cover this form of play.

It is recommended that a penalty in this form of play should be incurred only if related to the ball ultimately holed out by the side. Thus, as the ball played by B from the tee was ultimately holed out, the side should not have incurred a penalty because B played a stroke with a wrong ball instead of A’s ball.

#### *Advice in Team Competitions Among Educational Institutions*

In modification of the Note to Rule 8 of the Rules of Golf, as authorized by the USGA in competitions conducted in the United States and Mexico, in a team competition among educational institutions in which the conditions of competition do not permit the use of caddies, the Committee may adopt a modification to the Note to Rule 8 providing that each team may appoint up to two persons who may give advice to members of that team, notwithstanding that the Note contemplates only one such person.

#### *Flagstick Dimensions*

The USGA recommends that the flagstick be at least seven feet in height and that its diameter be not greater than three-quarters of an inch from a point three inches above the ground to the bottom of the hole.

#### *Committee Intervention in Match Play When Search for Lost Ball Exceeds Five Minutes*

**Q.** The definition of a referee states that a referee who is not assigned to a match may intervene in the match in the case of a violation of Rule 6-7 (Undue Delay).

Would it be in order for a referee not assigned to the match to intervene in such a match if he has observed that a player has looked for his ball for five minutes and is continuing to search?

**A.** Yes. It would be appropriate for the referee to intervene and advise the player that the ball is lost under the Rules and, if he does not resume play immediately, a penalty for undue delay would result.