



HOW TO VOTE


- 1) Assemble voting materials: Ballot (can be printed off the website), and 2 envelopes



- 2) Select no more than 7 candidates on ballot by placing an "x" on the line next to the name
- 3) Fold the Ballot and place it into the smaller envelope and write "Ballot" on the envelope



- 4) Seal the ballot envelope and place it inside of the return envelope



- 5) Seal the return envelope
6) Fill out the upper left corner of the return envelope and sign – write the words – return envelope under the address.

Please send your proxy separately from your ballot; preferably by scan and email or fax. Do not put your proxy in the ballot envelope.